


TRIM & MOULDINGS CATALOGUE



**Townsend
Lumber Inc.**

🍁 Since 1959

1300 Jackson Sideroad
Tillsonburg ON, N4G 4G7
519.842.7870

info@townsendlumber.com

Monday - Thursday 7:00am - 4:30pm
Friday 7:00am - 3:30pm

www.townsendlumber.com/retail-lumber



Townsend Lumber Inc.

 Since 1959

1300 Jackson Sideroad, Tillsonburg ON, N4G 4G7
519.842.7870
www.townsendlumber.com/retail-lumber
info@townsendlumber.com

Table of Contents

SHIPLAP	Page 2
SIDING	Page 3
BACK BAND	Page 4
BAR & HANDRAILS	Page 6
BASEBOARD & CASING	Page 8
BULLNOSE	Page 21
CHAIR RAIL & PANEL MOULDS	Page 23
CROWN MOULDINGS	Page 26
DOOR STOPS, JAMBS & CAPS	Page 29
FLOORING TRIMS	Page 31
MISCELLANEOUS TRIMS	Page 34
TONGUE & GROOVE	Page 41
WINDOW TRIMS	Page 45
NOTES	Page 46



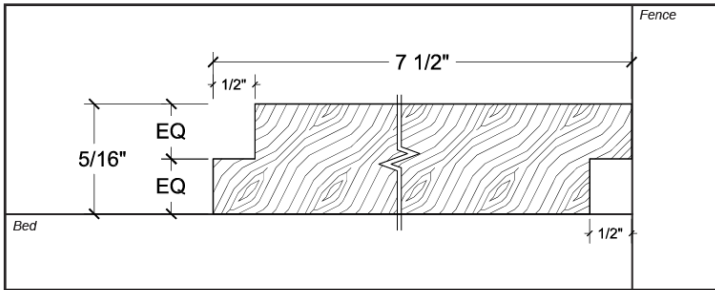
**Townsend
Lumber Inc.**
Since 1959

- CUSTOM PROFILES ARE NOT STOCKED AND REQUIRE UP TO 2 WEEKS TO MANUFACTURE
- VARIANCES IN SHADE AND GRAIN ARE PART OF THE BEAUTY OF GENUINE WOOD AND ARE TO BE EXPECTED IN A NATURAL SUBSTANCE

SHIPLAP

PROFILE: A-075

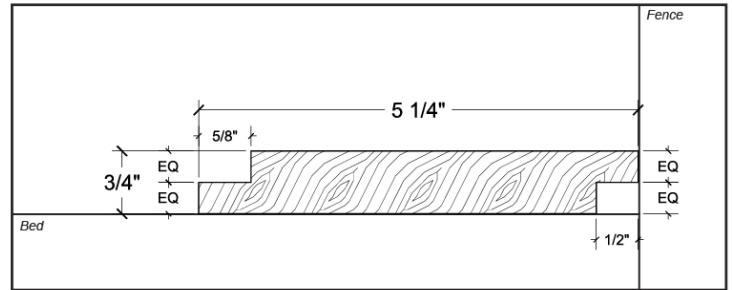
UP TO 8"



HEAD CONFIGURATION (in feed position)

PROFILE: A-093A

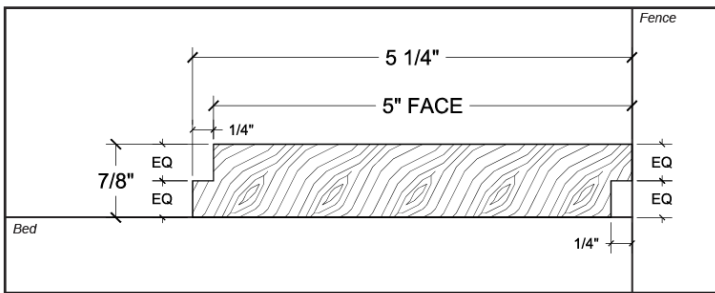
UP TO 8"



HEAD CONFIGURATION (in feed position)

PROFILE: A-093B

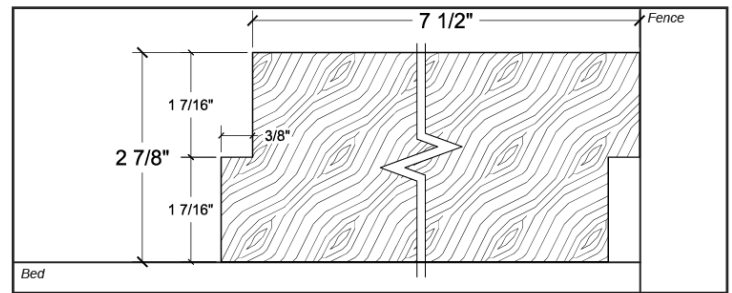
UP TO 8"



HEAD CONFIGURATION (in feed position)

PROFILE: A-105

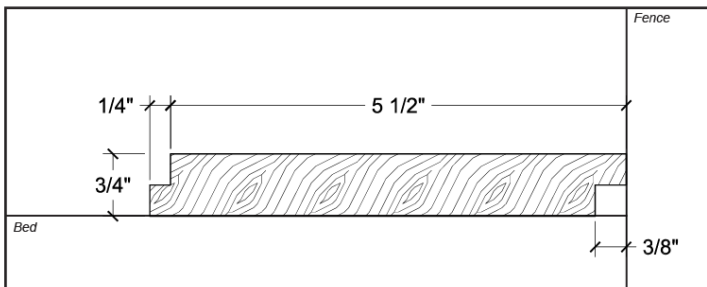
UP TO 8"



HEAD CONFIGURATION (in feed position)

PROFILE: A-110

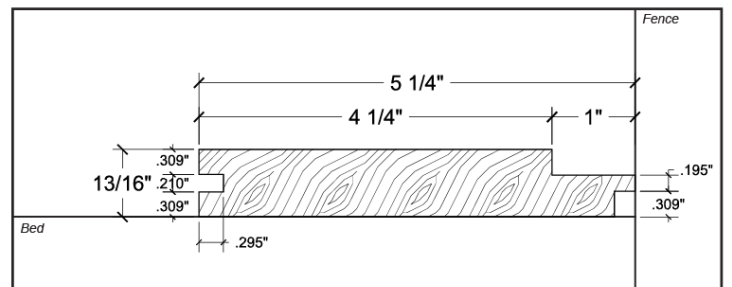
UP TO 8"



HEAD CONFIGURATION (in feed position)

PROFILE: A-196

UP TO 8"



HEAD CONFIGURATION (in feed position)



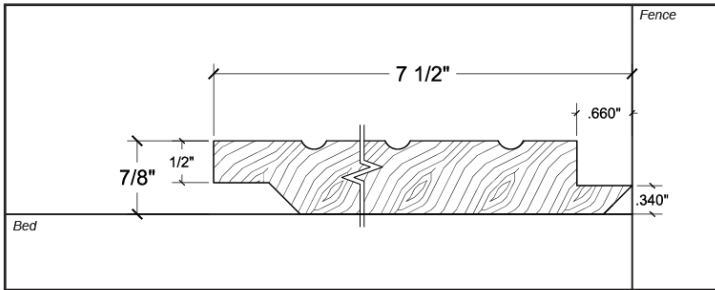
**Townsend
Lumber Inc.**
Since 1959

- CUSTOM PROFILES ARE NOT STOCKED AND REQUIRE UP TO 2 WEEKS TO MANUFACTURE
- VARIANCES IN SHADE AND GRAIN ARE PART OF THE BEAUTY OF GENUINE WOOD AND ARE TO BE EXPECTED IN A NATURAL SUBSTANCE

SIDING

PROFILE: A-068A

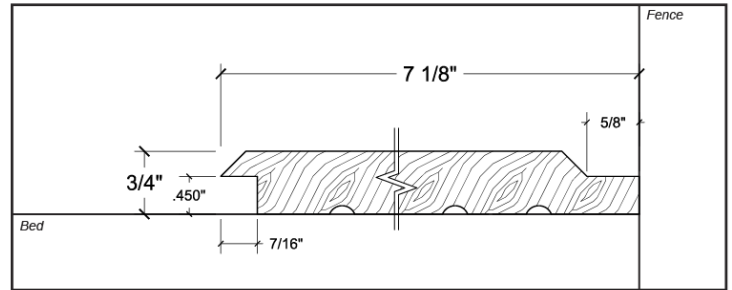
CHANNEL - UP TO 7"



HEAD CONFIGURATION (in feed position)

PROFILE: A-068C

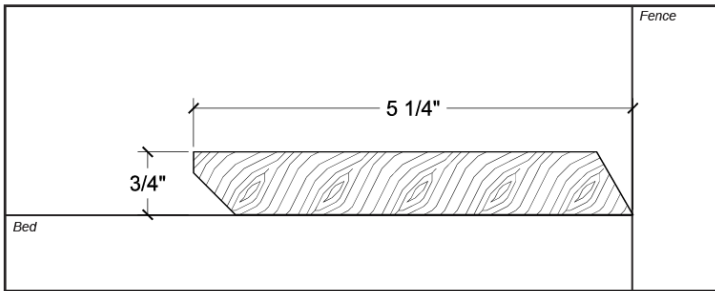
CHANNEL - UP TO 7"



HEAD CONFIGURATION (in feed position)

PROFILE: A-094

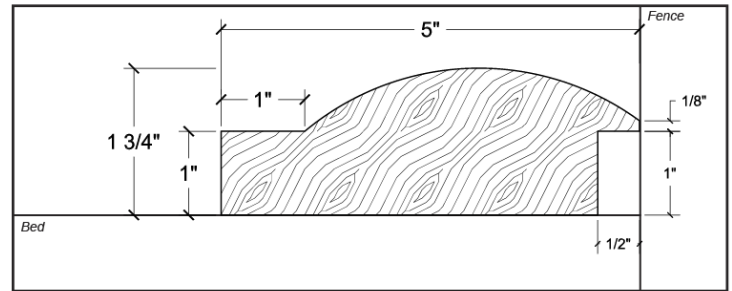
CHANNEL - UP TO 7"



HEAD CONFIGURATION (in feed position)

PROFILE: A-101

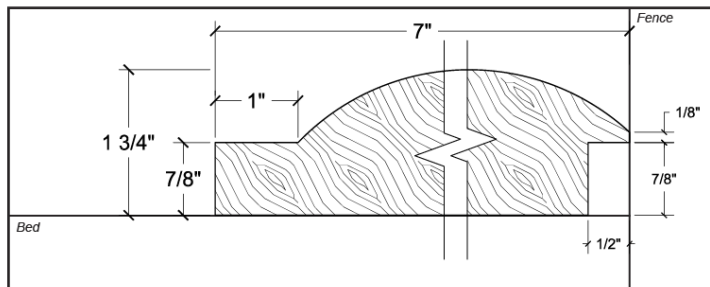
LOG SIDING - UP TO 7"



HEAD CONFIGURATION (in feed position)

PROFILE: A-102

LOG SIDING - UP TO 7"

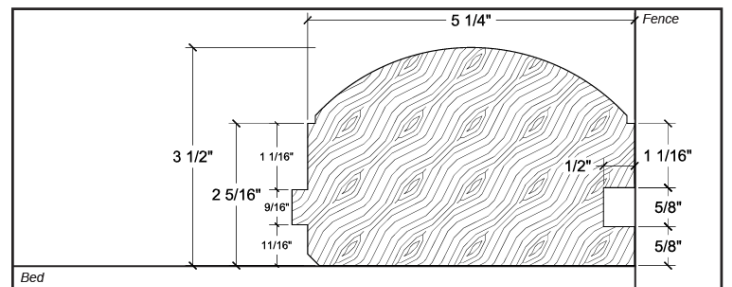


HEAD CONFIGURATION (in feed position)

A - 1 3/4" x 7"
B - 1 1/2" x 7"
C - 1 1/4" x 7"
D - 1" x 7"

PROFILE: A-107

LOG SIDING - 3 1/2" x 5 1/4"



HEAD CONFIGURATION (in feed position)



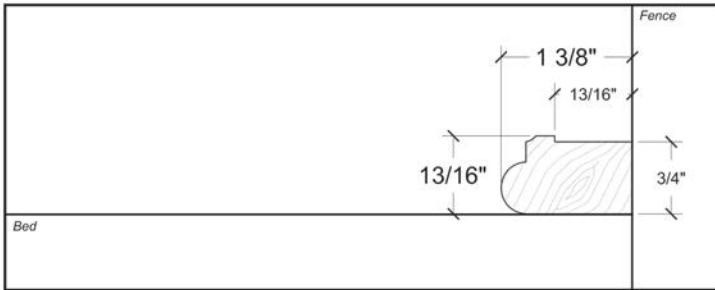
**Townsend
Lumber Inc.**
Since 1959

- CUSTOM PROFILES ARE NOT STOCKED AND REQUIRE UP TO 2 WEEKS TO MANUFACTURE
- VARIANCES IN SHADE AND GRAIN ARE PART OF THE BEAUTY OF GENUINE WOOD AND ARE TO BE EXPECTED IN A NATURAL SUBSTANCE

BACK BAND

PROFILE: A-020A

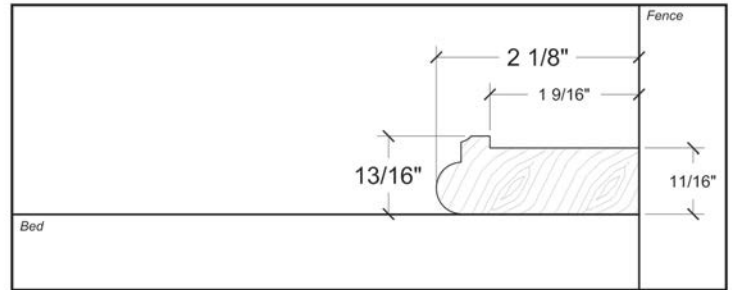
13/16" x 1 3/8"



HEAD CONFIGURATION (in feed position)

PROFILE: A-020B

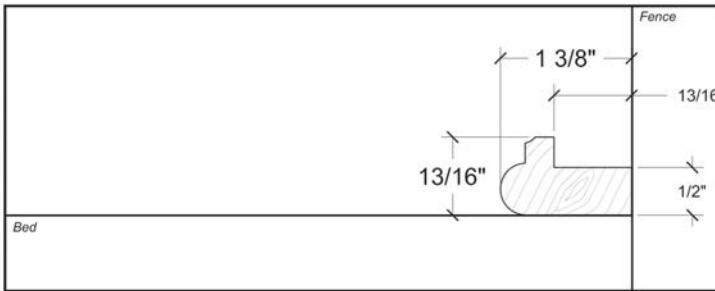
13/16" x 2 1/8"



HEAD CONFIGURATION (in feed position)

PROFILE: A-020C

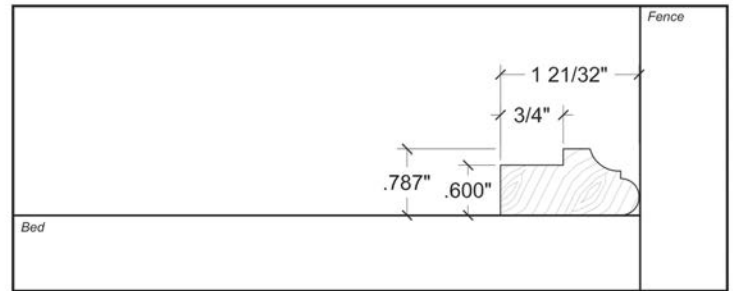
13/16" x 1 3/8"



HEAD CONFIGURATION (in feed position)

PROFILE: A-029

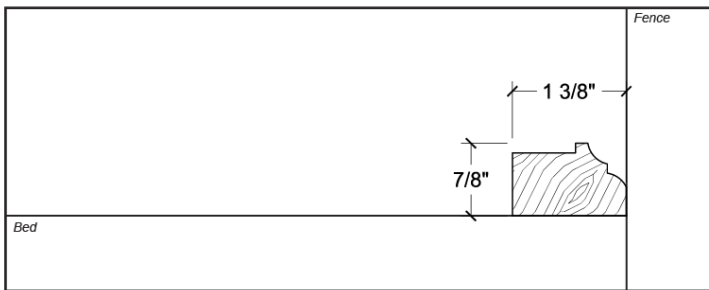
7/8" x 1 5/8"



HEAD CONFIGURATION (in feed position)

PROFILE: A-037

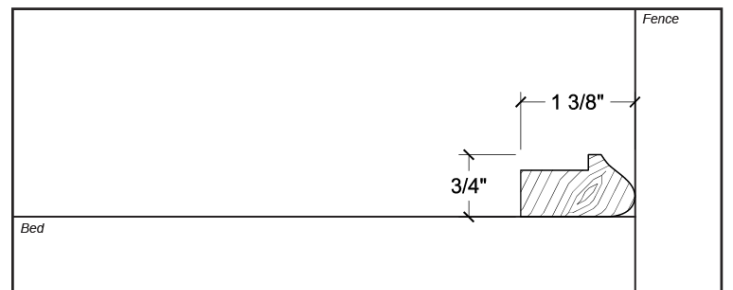
7/8" x 1 3/8"



HEAD CONFIGURATION (in feed position)

PROFILE: A-120

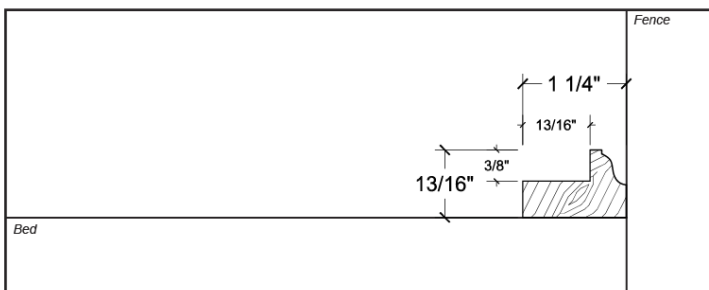
13/16" x 1 3/8"



HEAD CONFIGURATION (in feed position)

PROFILE: A-127

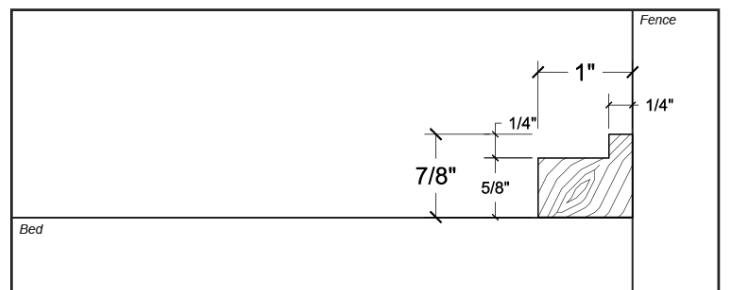
13/16" x 1 1/4"



HEAD CONFIGURATION (in feed position)

PROFILE: A-180

7/8" x 1"



HEAD CONFIGURATION (in feed position)

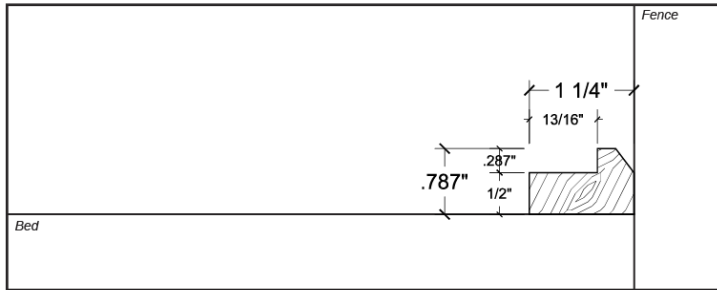


**Townsend
Lumber Inc.**
Since 1959

BACK BAND

PROFILE: A-236

7/8" x 1 1/4"



HEAD CONFIGURATION (in feed position)

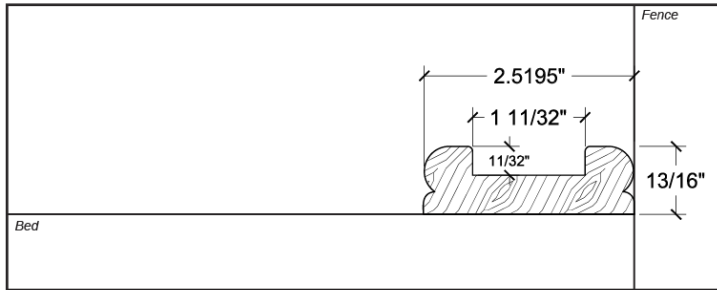


- CUSTOM PROFILES ARE NOT STOCKED AND REQUIRE UP TO 2 WEEKS TO MANUFACTURE
- VARIANCES IN SHADE AND GRAIN ARE PART OF THE BEAUTY OF GENUINE WOOD AND ARE TO BE EXPECTED IN A NATURAL SUBSTANCE

BAR & HANDRAILS

PROFILE: A-056

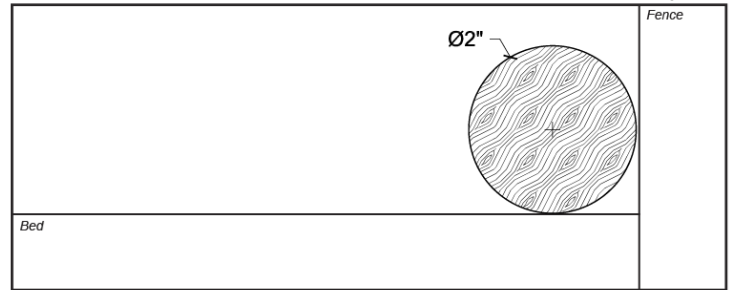
BOTTOM RAIL $13/16"$ x $2\ 1/2"$



HEAD CONFIGURATION (in feed position)

PROFILE: A-065

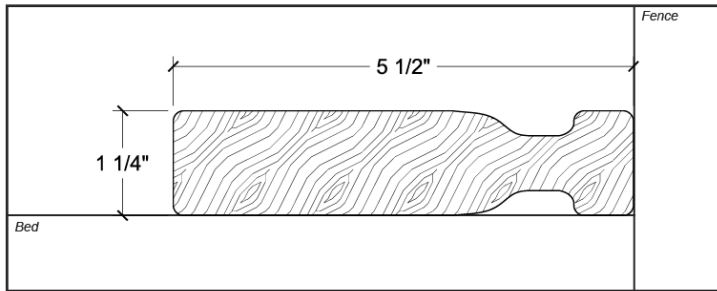
HANDRAIL up to $2"$



HEAD CONFIGURATION (in feed position)

PROFILE: A-071

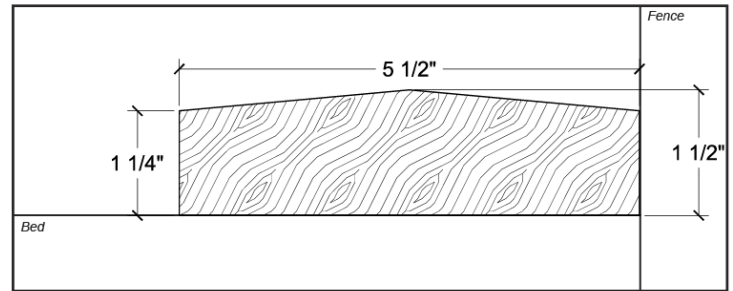
HANDRAIL $1\ 1/4"$ x $5\ 1/2"$



HEAD CONFIGURATION (in feed position)

PROFILE: A-077

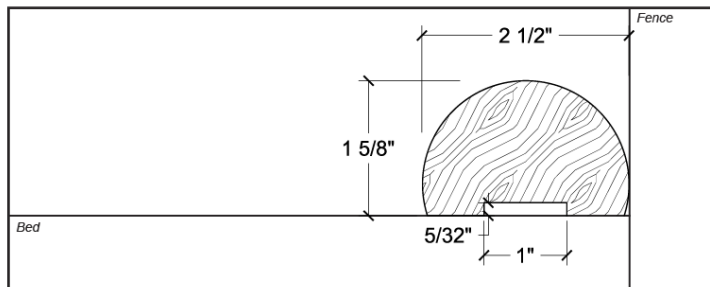
HANDRAIL $1\ 1/4"$ x $5\ 1/2"$



HEAD CONFIGURATION (in feed position)

PROFILE: A-084

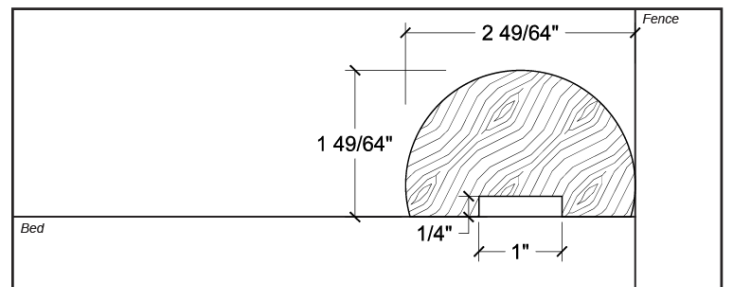
HANDRAIL $1\ 5/8"$ x $2\ 1/2"$



HEAD CONFIGURATION (in feed position)

PROFILE: A-085

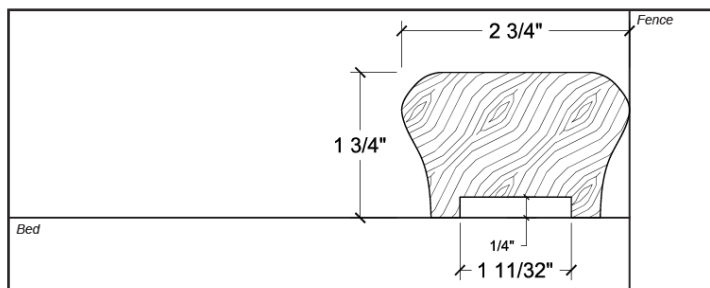
HANDRAIL $1\ 3/4"$ x $2\ 3/4"$



HEAD CONFIGURATION (in feed position)

PROFILE: A-088

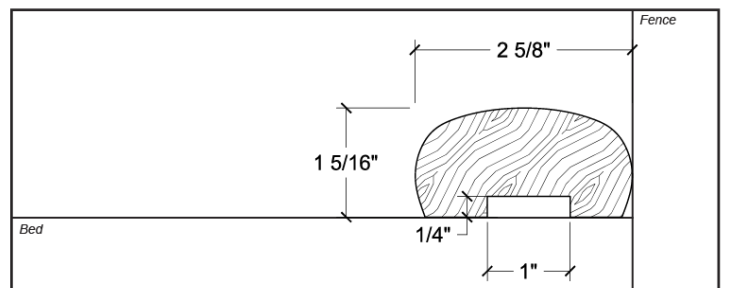
HANDRAIL $1\ 3/4"$ x $2\ 3/4"$



HEAD CONFIGURATION (in feed position)

PROFILE: A-089

HANDRAIL $1\ 5/16"$ x $2\ 5/8"$



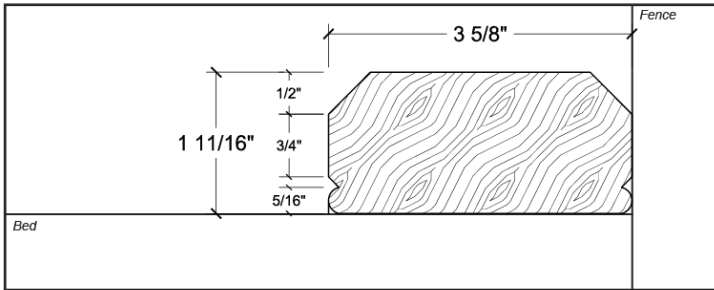
HEAD CONFIGURATION (in feed position)



BAR & HANDRAILS

PROFILE: A-130

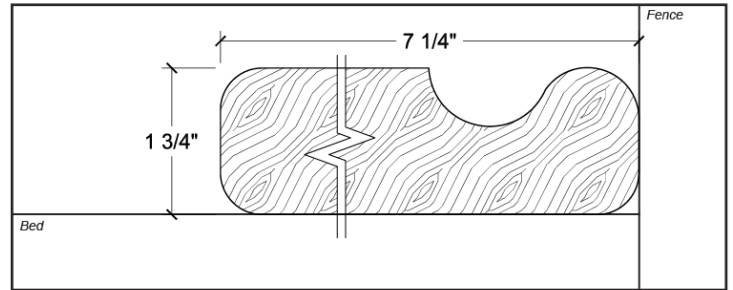
HANDRAIL 1 11/16" x 3 5/8"



HEAD CONFIGURATION (in feed position)

PROFILE: A-144

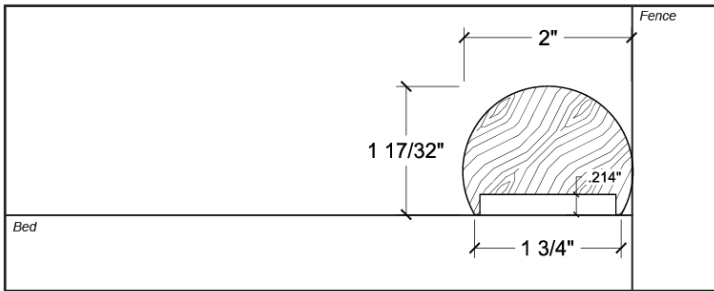
HANDRAIL 1 3/4" x 7 1/4"



HEAD CONFIGURATION (in feed position)

PROFILE: A-148

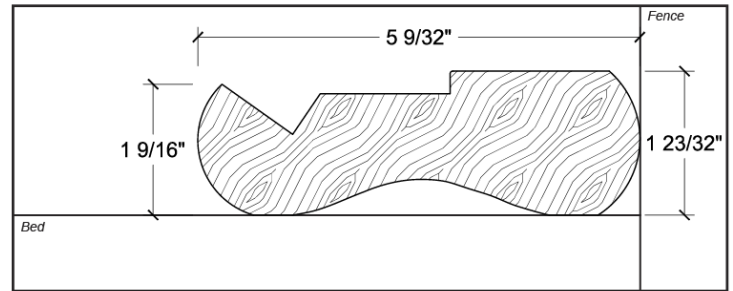
HANDRAIL 1 1/2" x 2"



HEAD CONFIGURATION (in feed position)

PROFILE: A-185

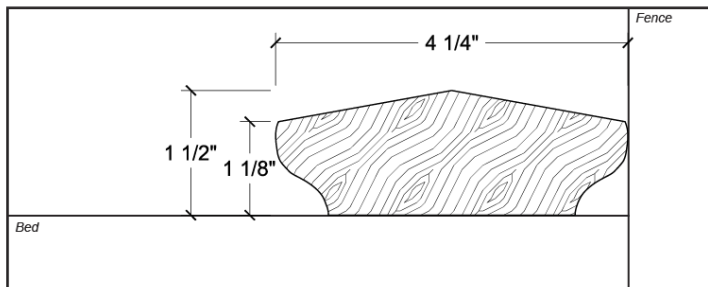
BAR RAIL 1 9/16" x 5 9/32"



HEAD CONFIGURATION (in feed position)

PROFILE: A-210

HANDRAIL 1 1/2" x 4 1/4"



HEAD CONFIGURATION (in feed position)



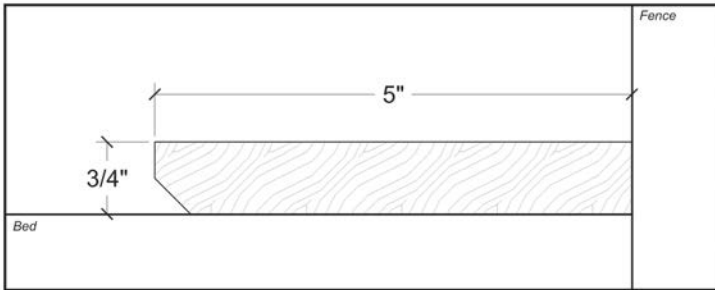
**Townsend
Lumber Inc.**
Since 1959

- CUSTOM PROFILES ARE NOT STOCKED AND REQUIRE UP TO 2 WEEKS TO MANUFACTURE
- VARIANCES IN SHADE AND GRAIN ARE PART OF THE BEAUTY OF GENUINE WOOD AND ARE TO BE EXPECTED IN A NATURAL SUBSTANCE

BASEBOARD & CASING

PROFILE: A-001B

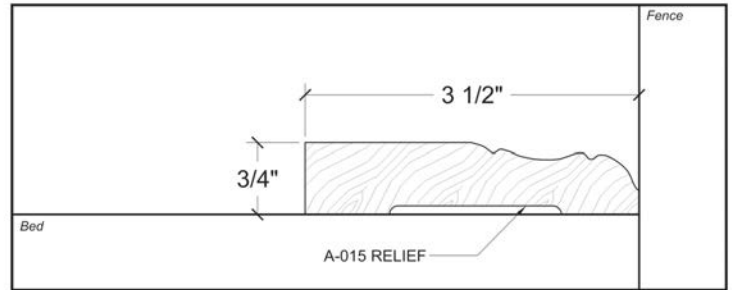
CASING - UP TO 4" BASEBOARD - UP TO 8"



HEAD CONFIGURATION (in feed position)

PROFILE: A-002

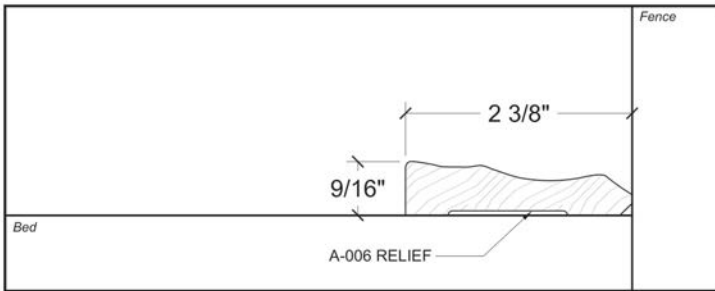
CASING - UP TO 4"



HEAD CONFIGURATION (in feed position)

PROFILE: A-004

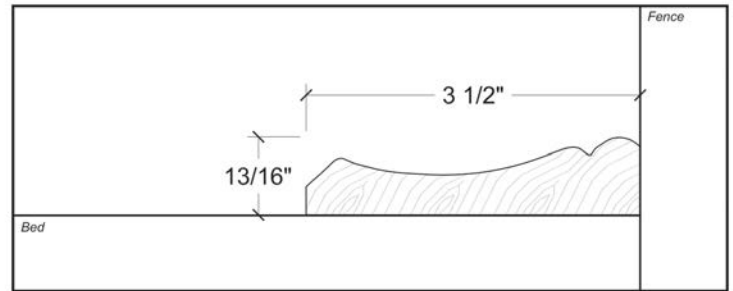
CASING - 9/16" x 2 3/8"



HEAD CONFIGURATION (in feed position)

PROFILE: A-005

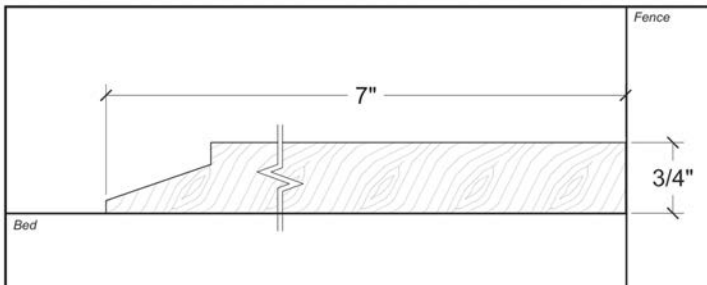
CASING - 13/16" x 3 1/2"



HEAD CONFIGURATION (in feed position)

PROFILE: A-006

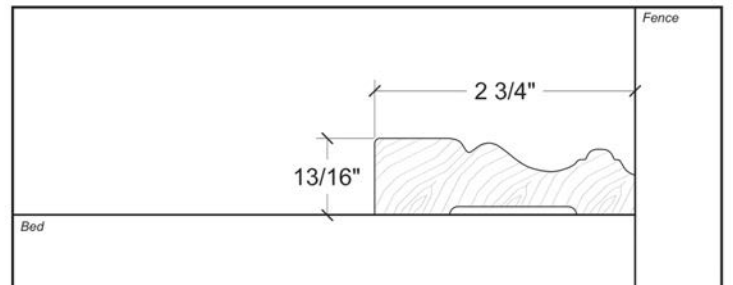
CASING - UP TO 4" BASEBOARD - UP TO 8"



HEAD CONFIGURATION (in feed position)

PROFILE: A-014A

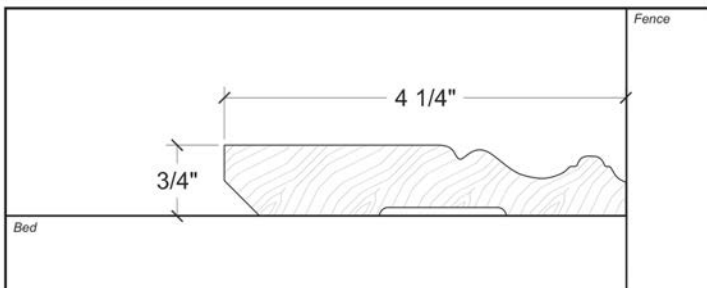
CASING - UP TO 4"



HEAD CONFIGURATION (in feed position)

PROFILE: A-014B

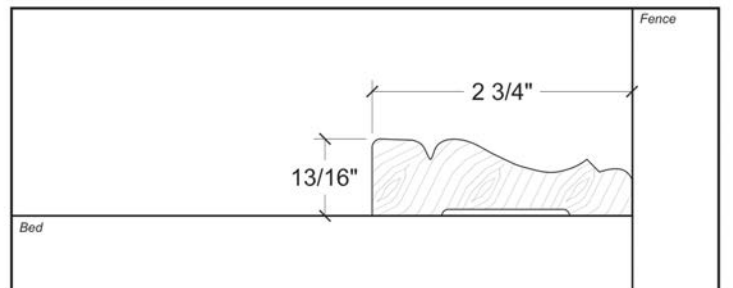
BASEBOARD - UP TO 8"



HEAD CONFIGURATION (in feed position)

PROFILE: A-019A

CASING - UP TO 4" BASEBOARD - UP TO 8"



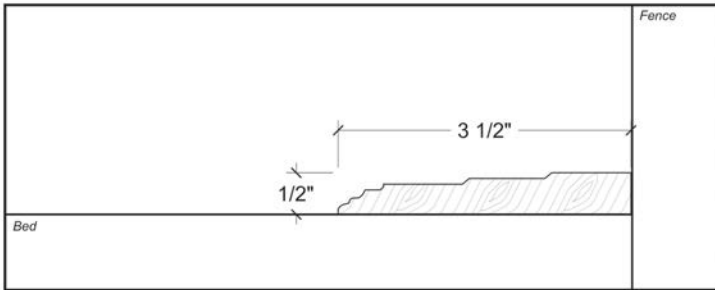
HEAD CONFIGURATION (in feed position)



BASEBOARD & CASING

PROFILE: A-022

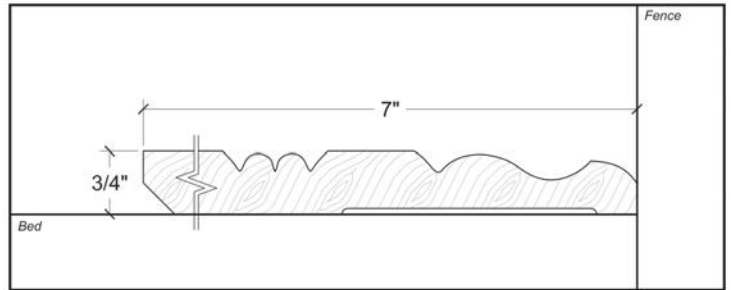
CASING - 1/2" x 3 1/2"



HEAD CONFIGURATION (in feed position)

PROFILE: A-023

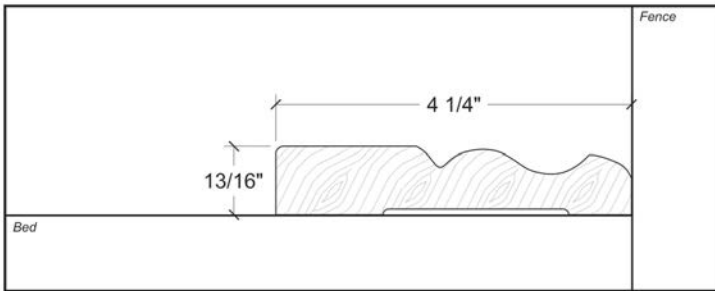
BASEBOARD - UP TO 8"



HEAD CONFIGURATION (in feed position)

PROFILE: A-024

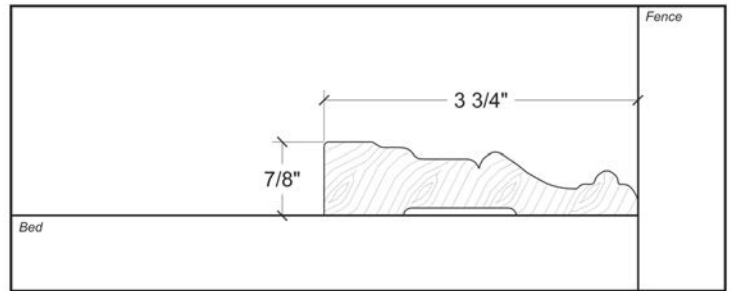
CASING - UP TO 4" BASEBOARD - UP TO 8"



HEAD CONFIGURATION (in feed position)

PROFILE: A-030A

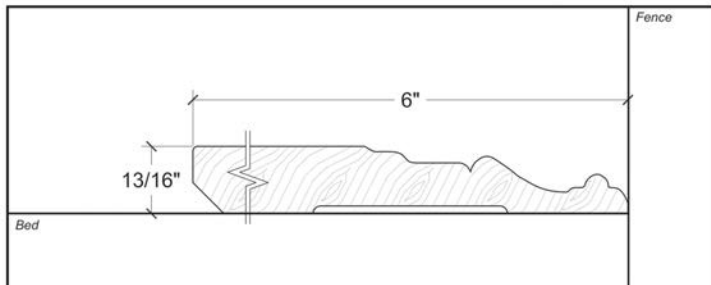
CASING - UP TO 4"



HEAD CONFIGURATION (in feed position)

PROFILE: A-030B

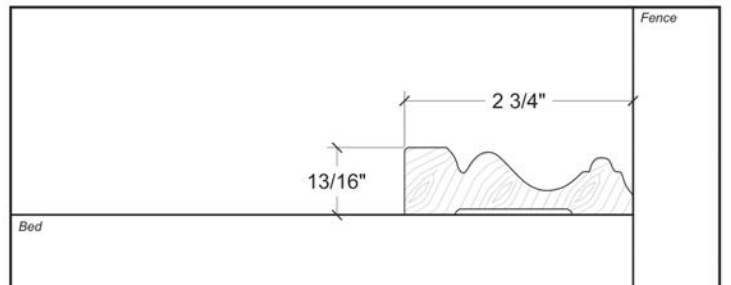
BASEBOARD - UP TO 8"



HEAD CONFIGURATION (in feed position)

PROFILE: A-031A

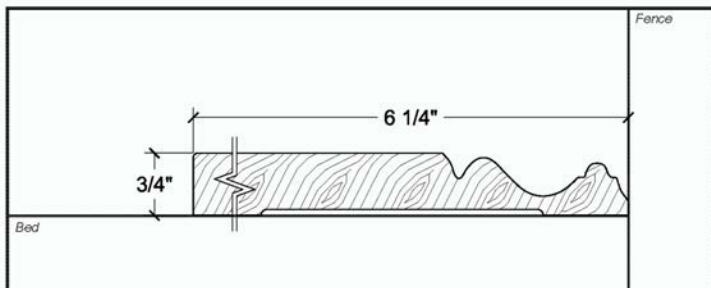
CASING - UP TO 4"



HEAD CONFIGURATION (in feed position)

PROFILE: A-031B

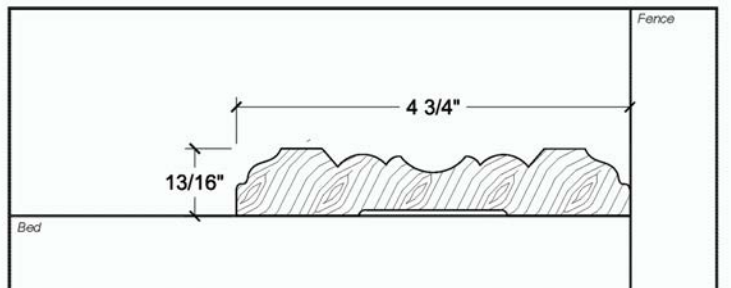
BASEBOARD - UP TO 8"



HEAD CONFIGURATION (in feed position)

PROFILE: A-033

CASING - 13/16" x 4 3/4"



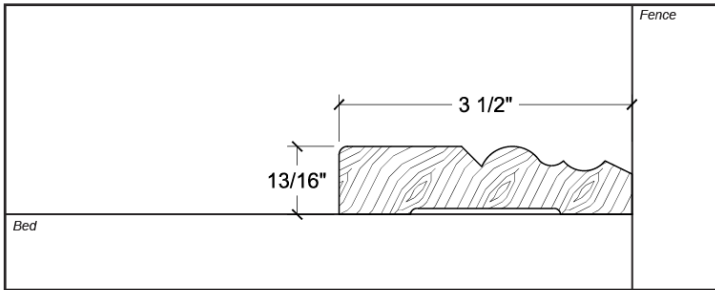
HEAD CONFIGURATION (in feed position)



BASEBOARD & CASING

PROFILE: A-034A

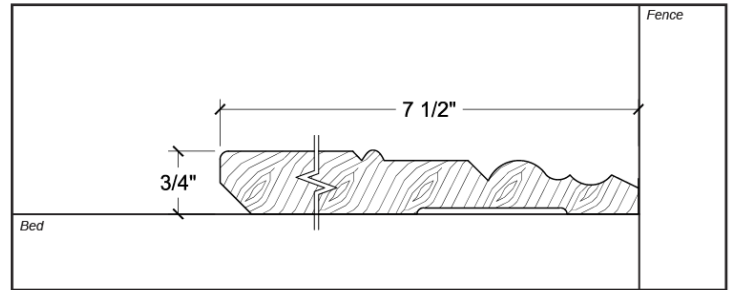
CASING - UP TO 4"



HEAD CONFIGURATION (in feed position)

PROFILE: A-034B

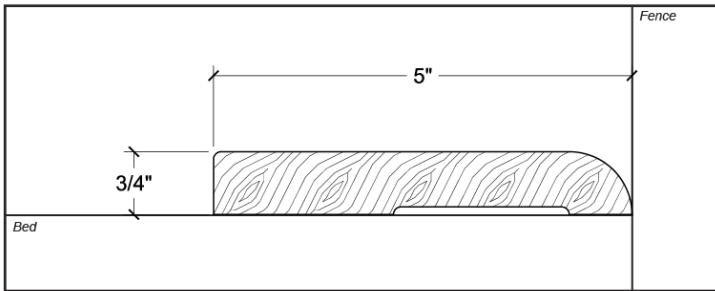
BASEBOARD - UP TO 8"



HEAD CONFIGURATION (in feed position)

PROFILE: A-046C

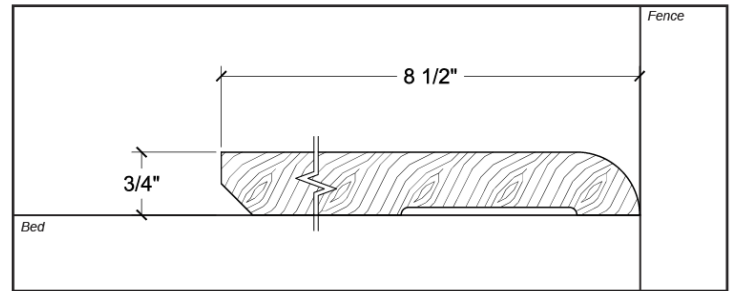
CASING - UP TO 4"



HEAD CONFIGURATION (in feed position)

PROFILE: A-046D

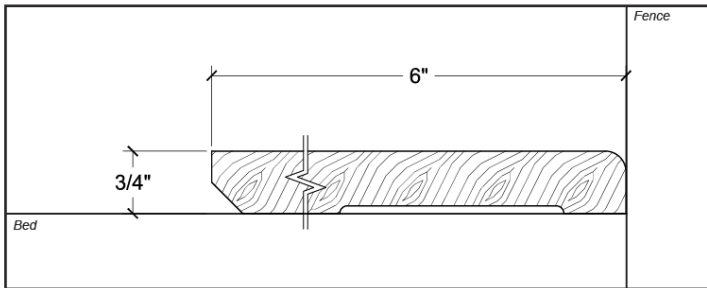
BASEBOARD - UP TO 8"



HEAD CONFIGURATION (in feed position)

PROFILE: A-047A

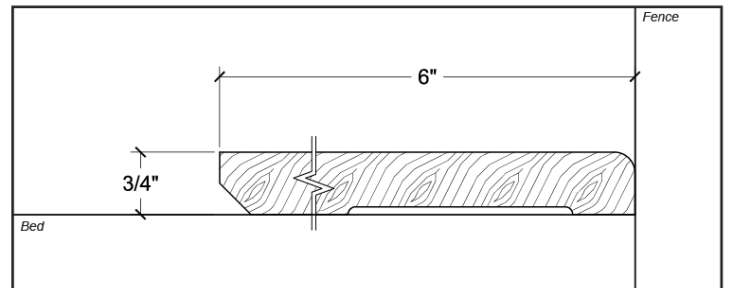
CASING - UP TO 4"



HEAD CONFIGURATION (in feed position)

PROFILE: A-047B

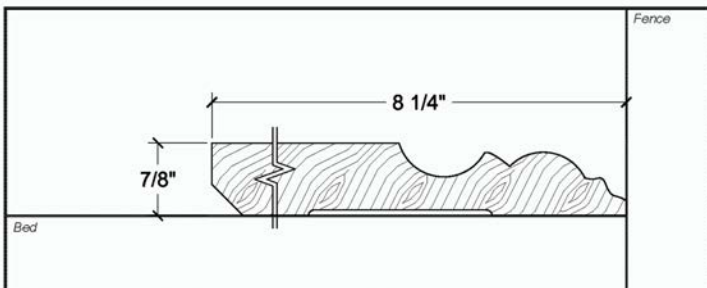
BASEBOARD - UP TO 8"



HEAD CONFIGURATION (in feed position)

PROFILE: A-072

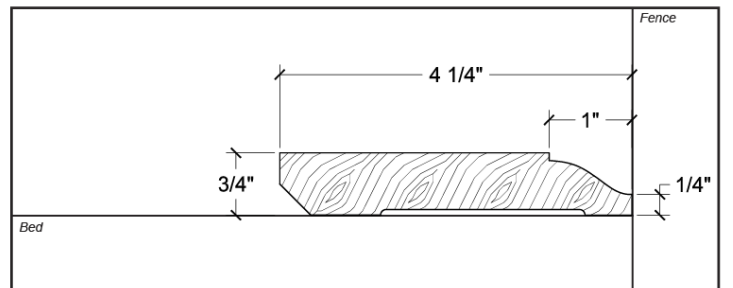
CASING - UP TO 4" BASEBOARD - UP TO 8"



HEAD CONFIGURATION (in feed position)

PROFILE: A-074A

CASING - UP TO 4"



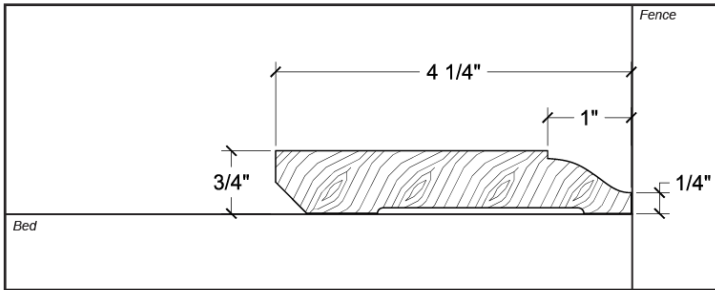
HEAD CONFIGURATION (in feed position)



BASEBOARD & CASING

PROFILE: A-074B

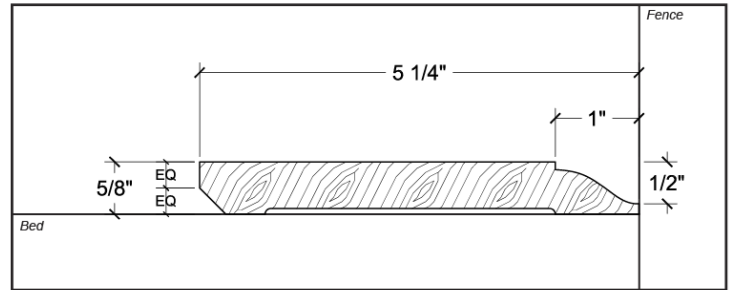
BASEBOARD - UP TO 8"



HEAD CONFIGURATION (in feed position)

PROFILE: A-074C

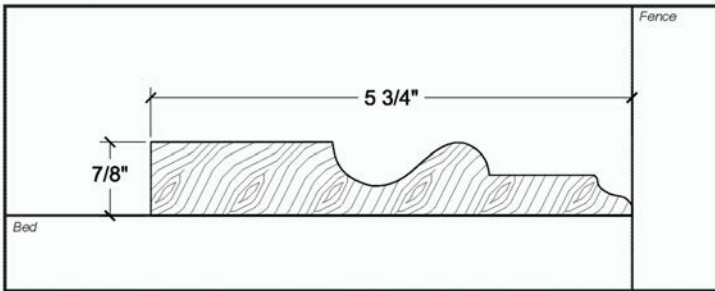
BASEBOARD - UP TO 8"



HEAD CONFIGURATION (in feed position)

PROFILE: A-081

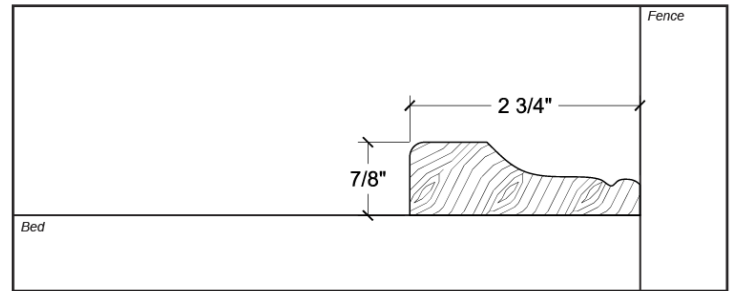
BASEBOARD - UP TO 8"



HEAD CONFIGURATION (in feed position)

PROFILE: A-095

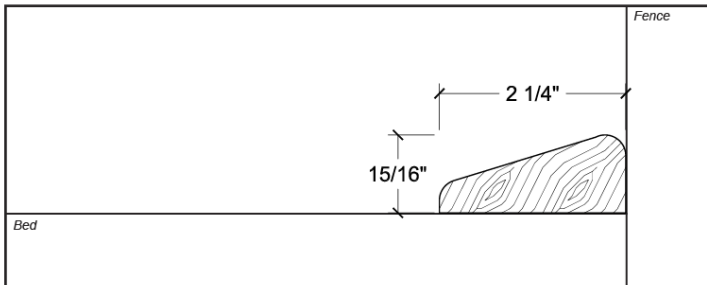
CASING - UP TO 4"



HEAD CONFIGURATION (in feed position)

PROFILE: A-114

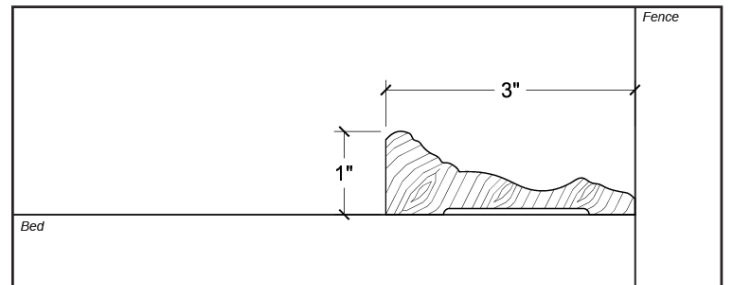
CASING - 15/16\" x 2 1/4"



HEAD CONFIGURATION (in feed position)

PROFILE: A-115

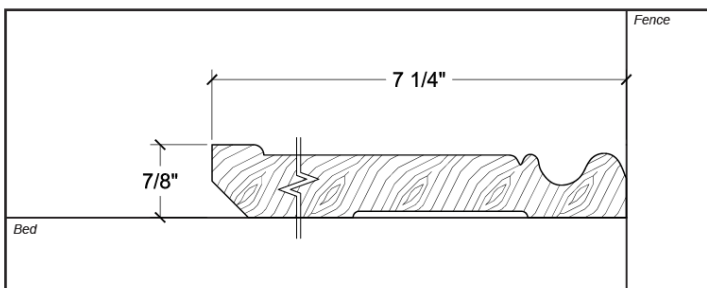
CASING - 1\" x 3"



HEAD CONFIGURATION (in feed position)

PROFILE: A-118

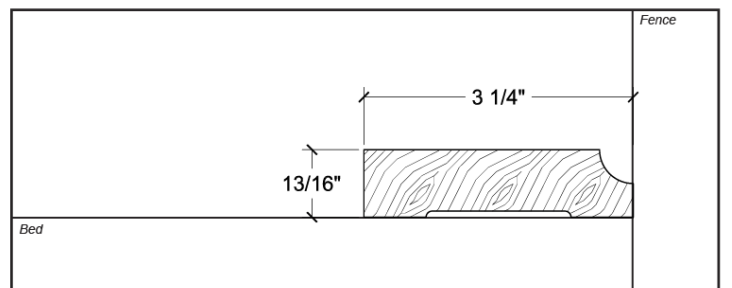
CASING - UP TO 4\" BASEBOARD - UP TO 8"



HEAD CONFIGURATION (in feed position)

PROFILE: A-119

CASING - UP TO 4\" BASEBOARD - UP TO 8"



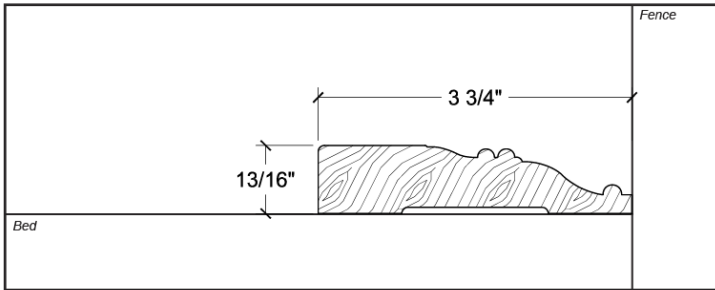
HEAD CONFIGURATION (in feed position)



BASEBOARD & CASING

PROFILE: A-126

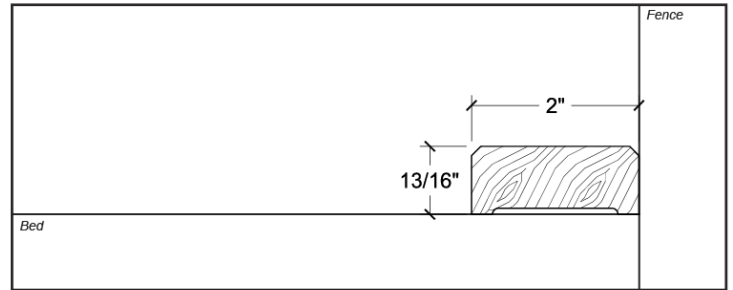
CASING - UP TO 4"



HEAD CONFIGURATION (in feed position)

PROFILE: A-132A

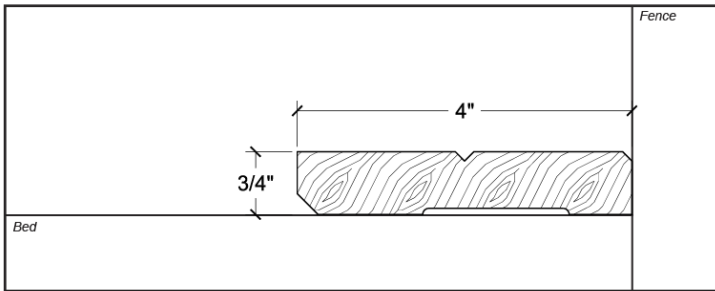
CASING - UP TO 4"



HEAD CONFIGURATION (in feed position)

PROFILE: A-132B

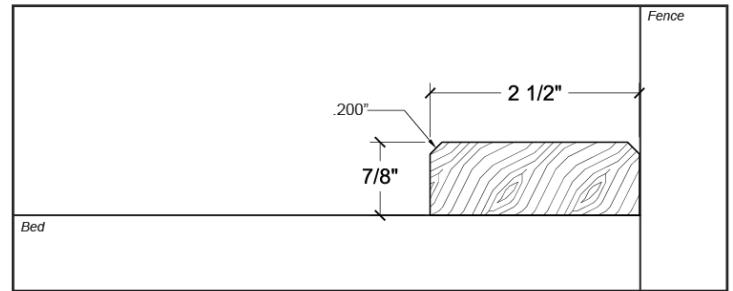
BASEBOARD - UP TO 8"



HEAD CONFIGURATION (in feed position)

PROFILE: A-132E

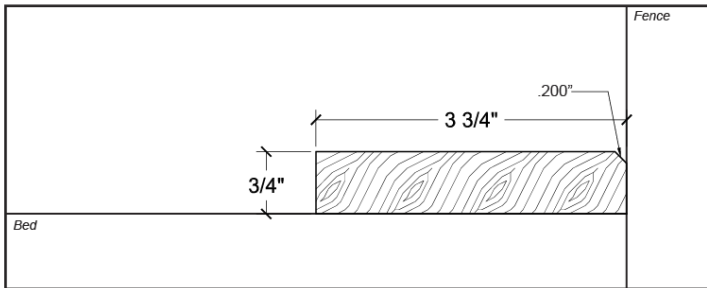
CASING - UP TO 4"



HEAD CONFIGURATION (in feed position)

PROFILE: A-132F

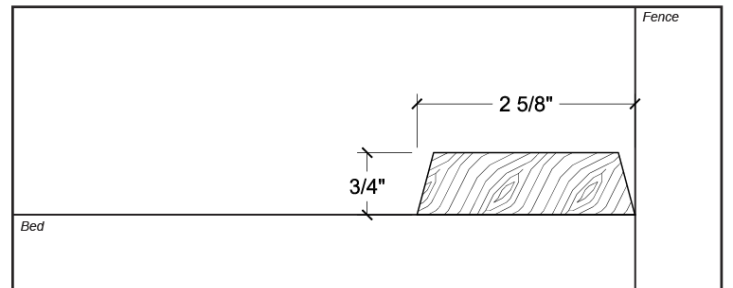
BASEBOARD - UP TO 8"



HEAD CONFIGURATION (in feed position)

PROFILE: A-133

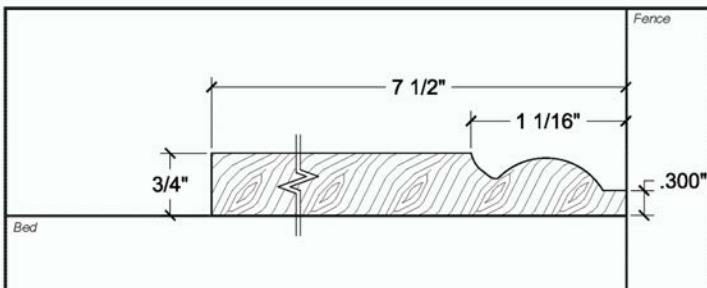
CASING - UP TO 4"



HEAD CONFIGURATION (in feed position)

PROFILE: A-137

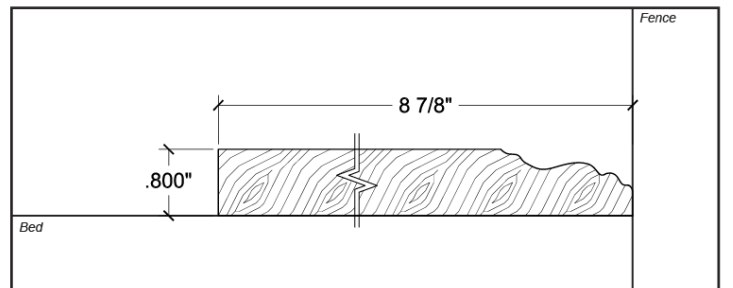
CASING - UP TO 4" BASEBOARD - UP TO 8"



HEAD CONFIGURATION (in feed position)

PROFILE: A-139

CASING - UP TO 4" BASEBOARD - UP TO 8"



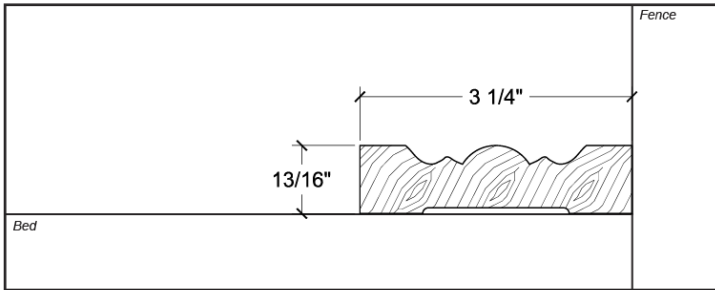
HEAD CONFIGURATION (in feed position)



BASEBOARD & CASING

PROFILE: A-149

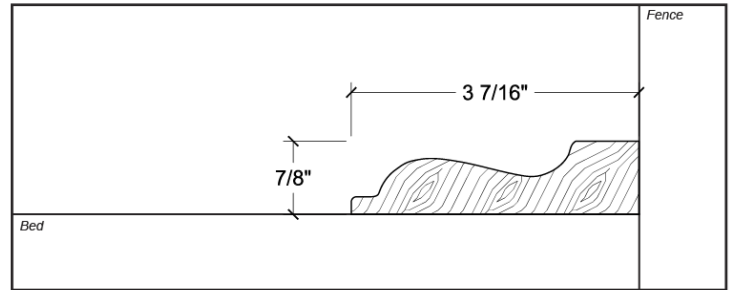
CASING - 13/16" x 3 1/4"



HEAD CONFIGURATION (in feed position)

PROFILE: A-150

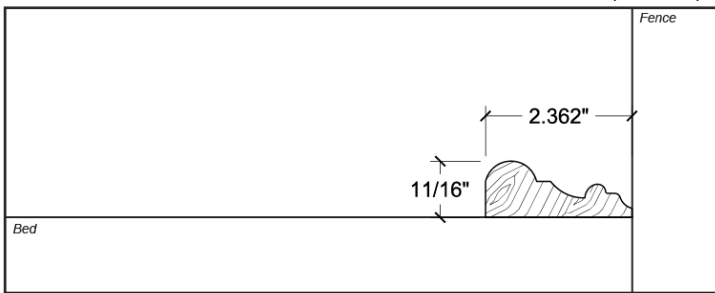
CASING - 7/8" x 3 7/16"



HEAD CONFIGURATION (in feed position)

PROFILE: A-153

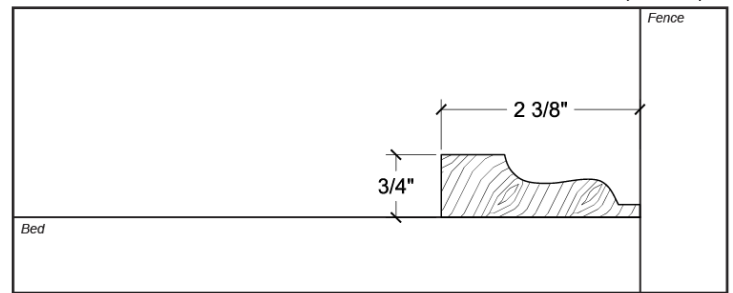
CASING - 11/16" x 2 3/8"



HEAD CONFIGURATION (in feed position)

PROFILE: A-154

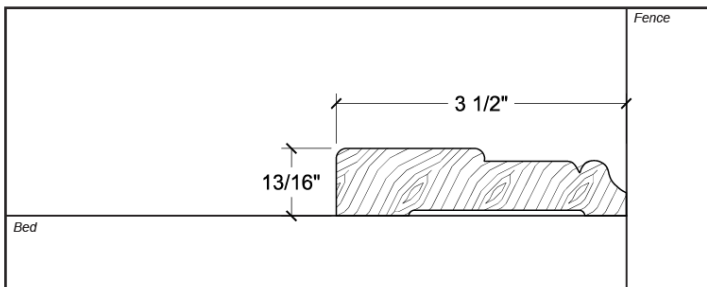
CASING - 3/4" x 2 3/8"



HEAD CONFIGURATION (in feed position)

PROFILE: A-155

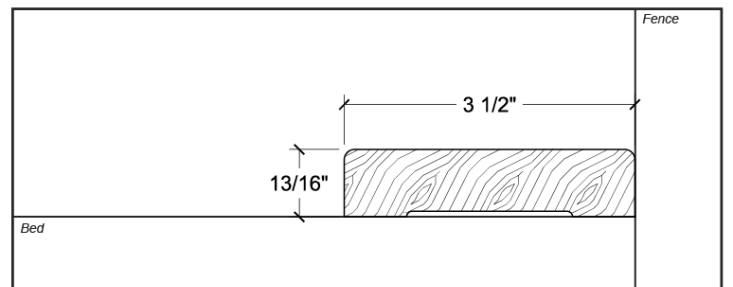
CASING - UP TO 4" BASEBOARD - UP TO 8"



HEAD CONFIGURATION (in feed position)

PROFILE: A-157

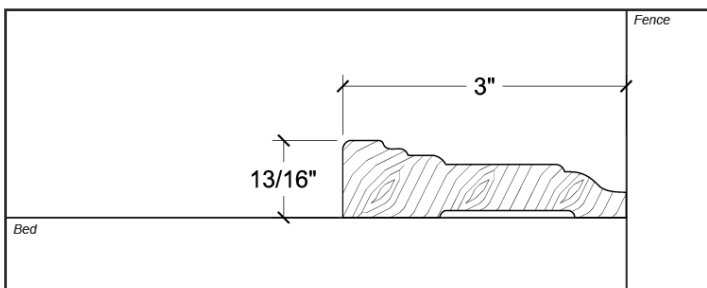
CASING - UP TO 4" BASEBOARD - UP TO 8"



HEAD CONFIGURATION (in feed position)

PROFILE: A-166A

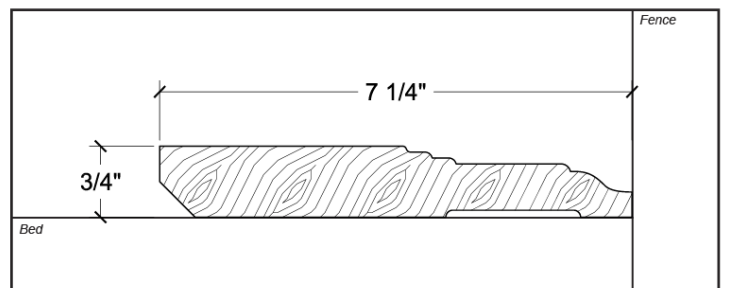
CASING - UP TO 4"



HEAD CONFIGURATION (in feed position)

PROFILE: A-166B

BASEBOARD - UP TO 8"



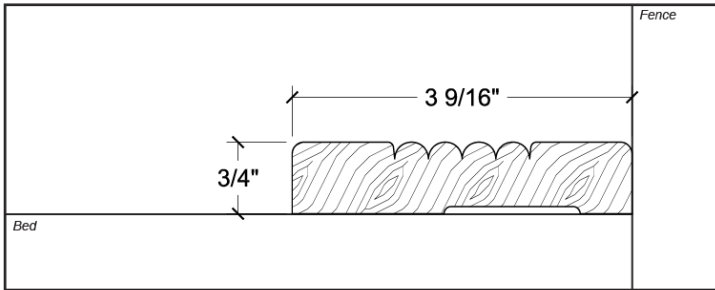
HEAD CONFIGURATION (in feed position)



BASEBOARD & CASING

PROFILE: A-169

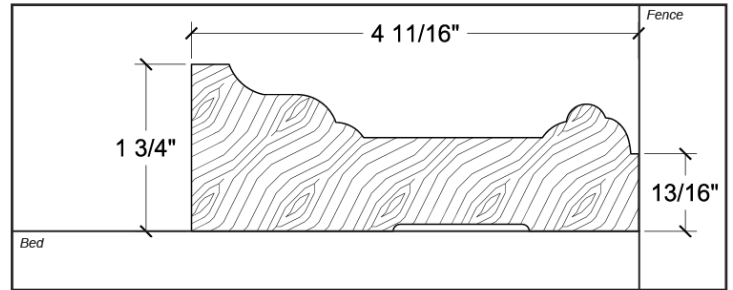
CASING - $\frac{3}{4}$ " x $3 \frac{9}{16}$ "



HEAD CONFIGURATION (in feed position)

PROFILE: A-170

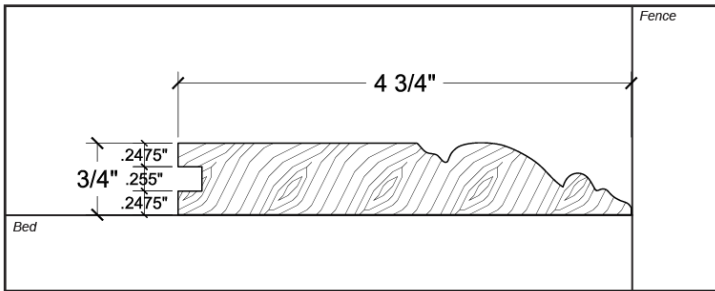
CASING - $1 \frac{3}{4}$ " x $4 \frac{11}{16}$ "



HEAD CONFIGURATION (in feed position)

PROFILE: A-176A

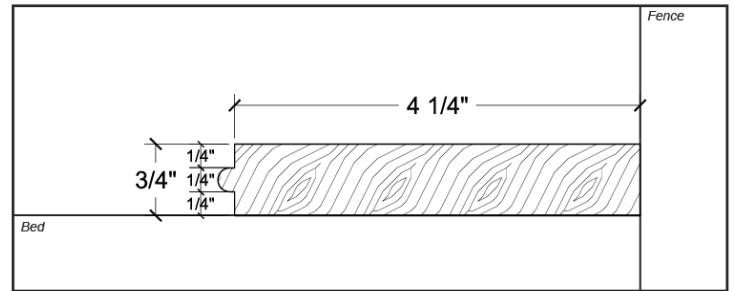
BASEBOARD - UP TO 8"



HEAD CONFIGURATION (in feed position)

PROFILE: A-176B

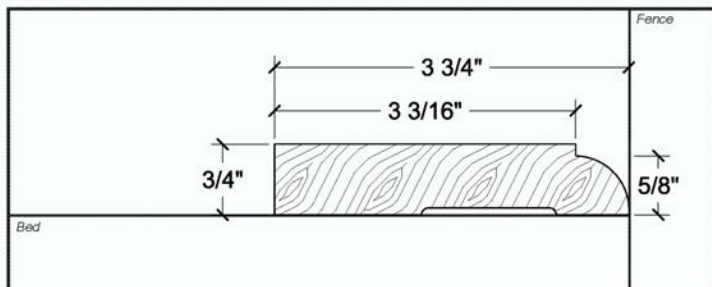
BASEBOARD - UP TO 8"



HEAD CONFIGURATION (in feed position)

PROFILE: A-177

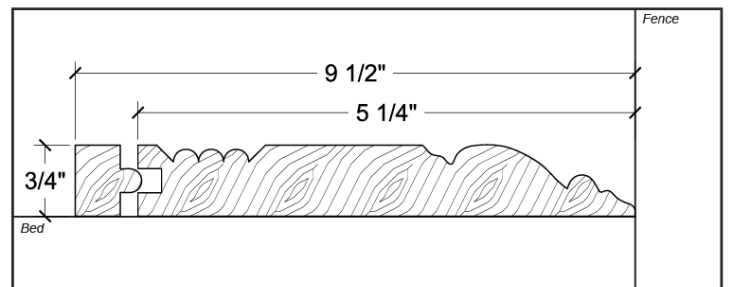
CASING - UP TO 4"



HEAD CONFIGURATION (in feed position)

PROFILE: A-181

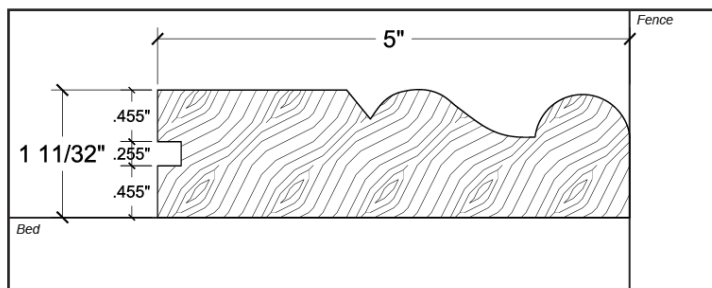
BASEBOARD - UP TO 8"



HEAD CONFIGURATION (in feed position)

PROFILE: A-182A

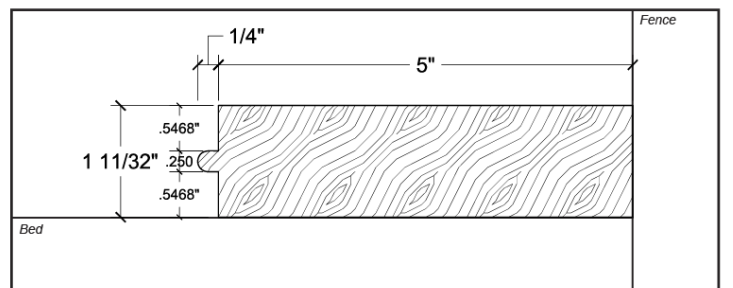
BASEBOARD - UP TO 8"



HEAD CONFIGURATION (in feed position)

PROFILE: A-182B

BASEBOARD - UP TO 8"



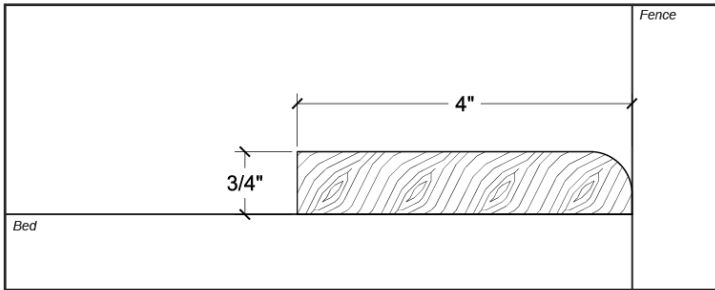
HEAD CONFIGURATION (in feed position)



BASEBOARD & CASING

PROFILE: A-186

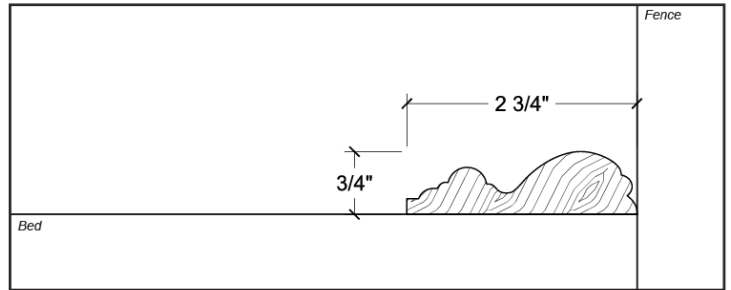
CASING - UP TO 4" BASEBOARD - UP TO 8"



HEAD CONFIGURATION (in feed position)

PROFILE: A-187

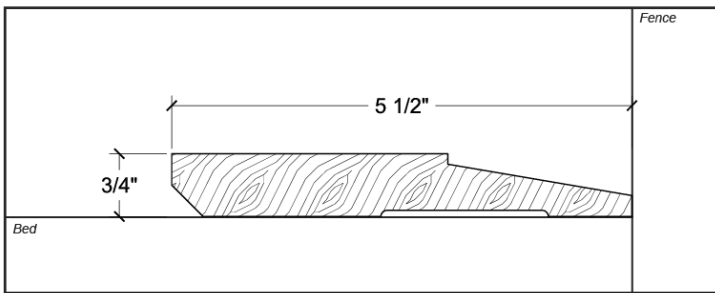
CASING - 3/4" X 2 3/4"



HEAD CONFIGURATION (in feed position)

PROFILE: A-188

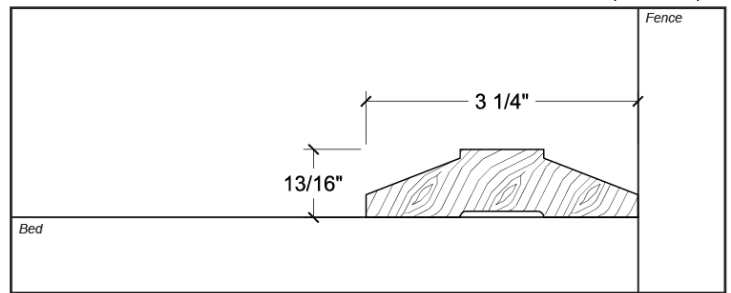
CASING - UP TO 4" BASEBOARD - UP TO 8"



HEAD CONFIGURATION (in feed position)

PROFILE: A-189

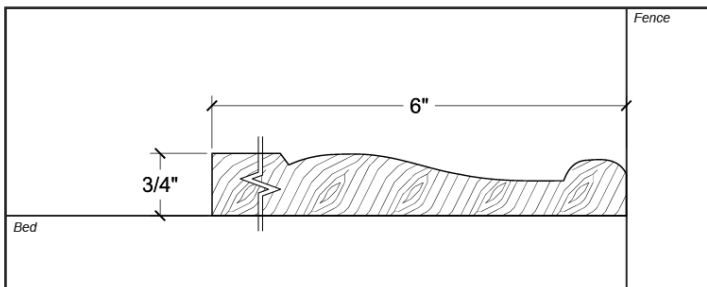
CASING - 13/16" x 3 1/4"



HEAD CONFIGURATION (in feed position)

PROFILE: A-194

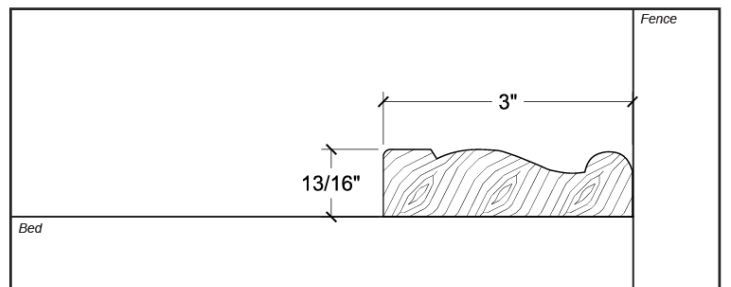
BASEBOARD - UP TO 8"



HEAD CONFIGURATION (in feed position)

PROFILE: A-195

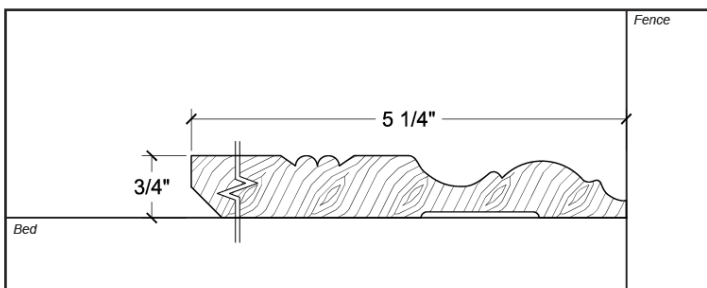
CASING - UP TO 4"



HEAD CONFIGURATION (in feed position)

PROFILE: A-200

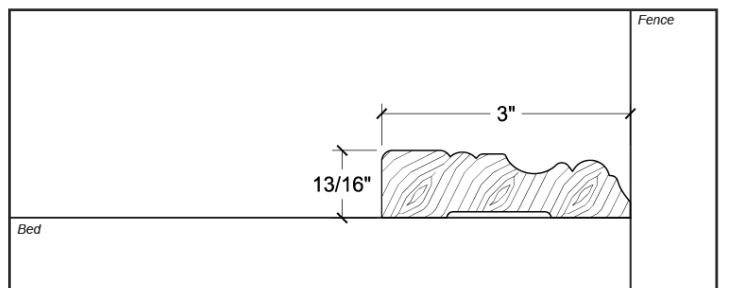
CASING - UP TO 4" BASEBOARD - UP TO 8"



HEAD CONFIGURATION (in feed position)

PROFILE: A-201

CASING - UP TO 4"



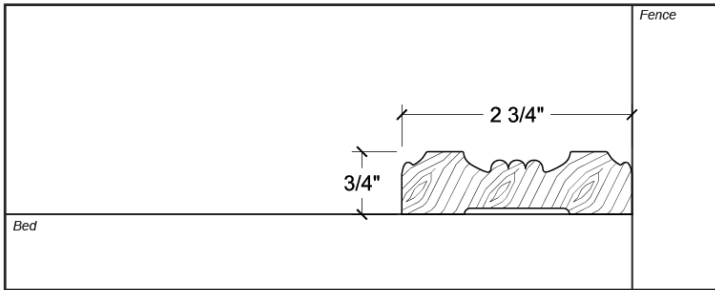
HEAD CONFIGURATION (in feed position)



BASEBOARD & CASING

PROFILE: A-202

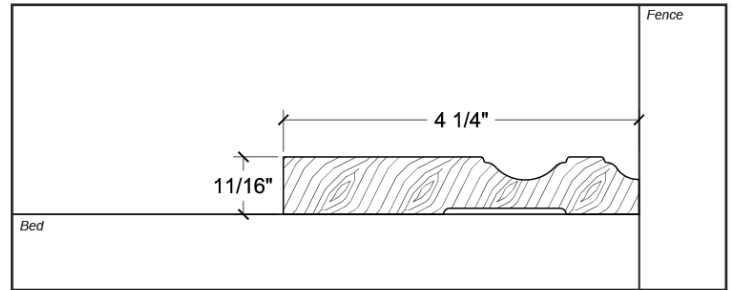
CASING $\frac{3}{4}$ " x $2\frac{3}{4}$ "



HEAD CONFIGURATION (in feed position)

PROFILE: A-203

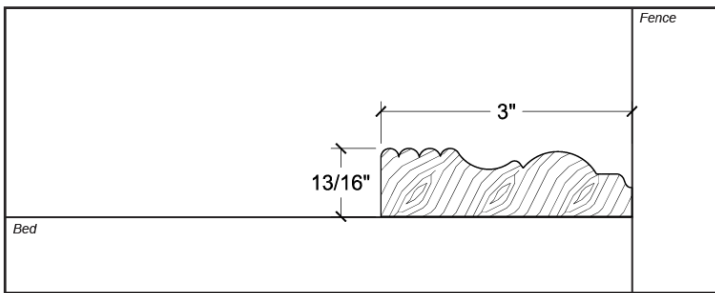
CASING - UP TO 4" BASEBOARD - UP TO 8"



HEAD CONFIGURATION (in feed position)

PROFILE: A-207A

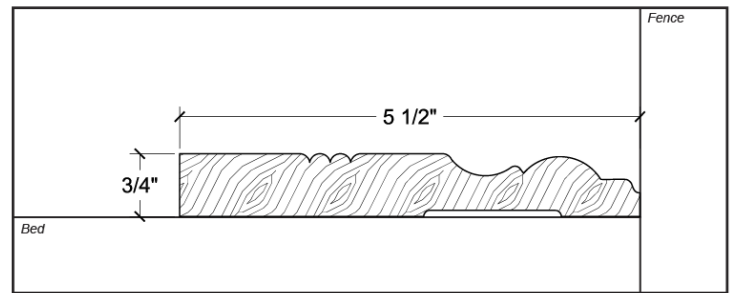
CASING - UP TO 4"



HEAD CONFIGURATION (in feed position)

PROFILE: A-207B

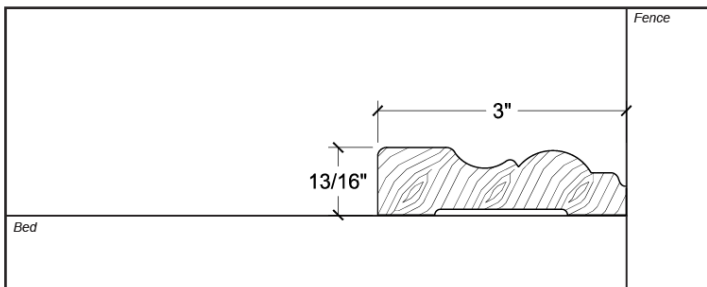
BASEBOARD - UP TO 8"



HEAD CONFIGURATION (in feed position)

PROFILE: A-207C

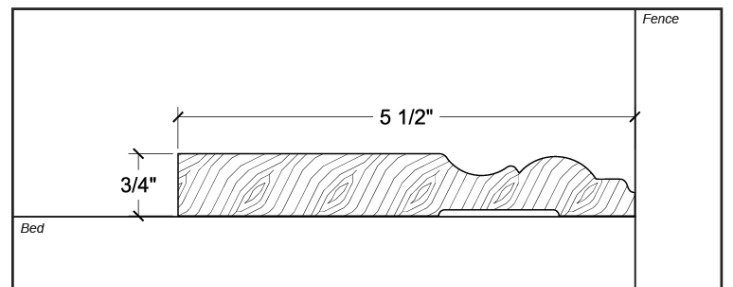
CASING - UP TO 4"



HEAD CONFIGURATION (in feed position)

PROFILE: A-207D

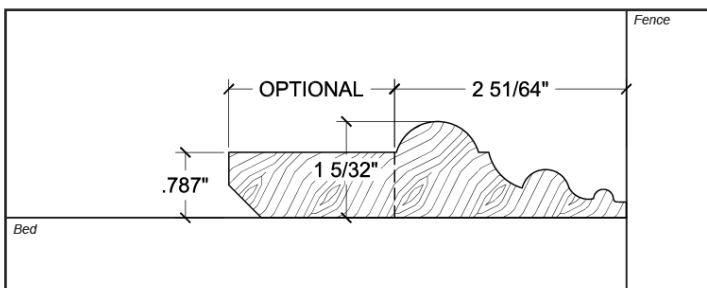
BASEBOARD - UP TO 8"



HEAD CONFIGURATION (in feed position)

PROFILE: A-216

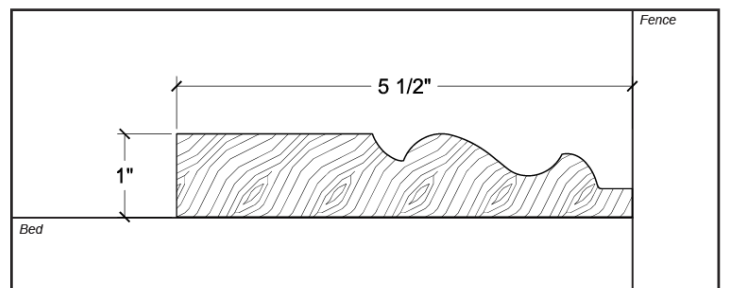
CASING - $1\frac{1}{4}$ " x $2\frac{7}{8}$ "



HEAD CONFIGURATION (in feed position)

PROFILE: A-217

CASING - UP TO 4" BASEBOARD - UP TO 8"



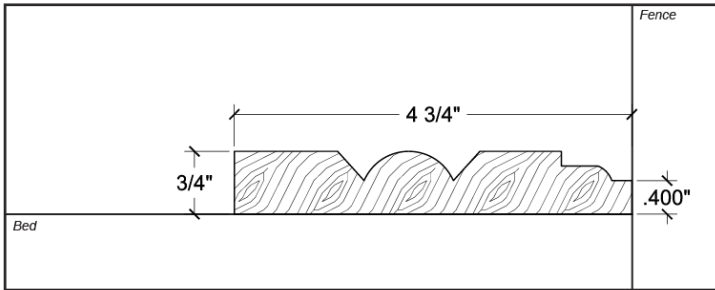
HEAD CONFIGURATION (in feed position)



BASEBOARD & CASING

PROFILE: A-224

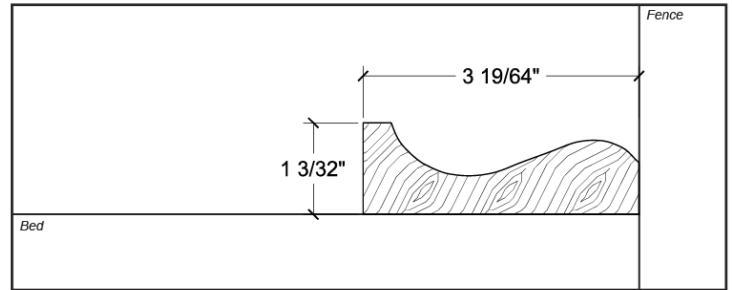
CASING - UP TO 4" BASEBOARD - UP TO 8"



HEAD CONFIGURATION (in feed position)

PROFILE: A-225

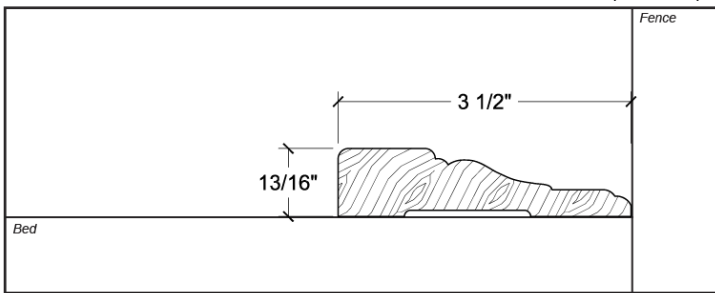
CASING - 1 1/8" x 3 5/16"



HEAD CONFIGURATION (in feed position)

PROFILE: A-226A

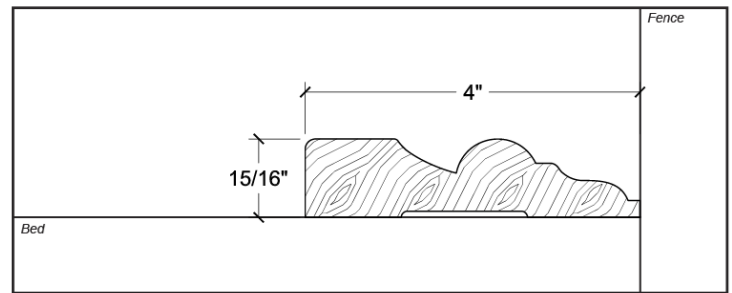
CASING - 13/16" x 3 1/2"



HEAD CONFIGURATION (in feed position)

PROFILE: A-227A

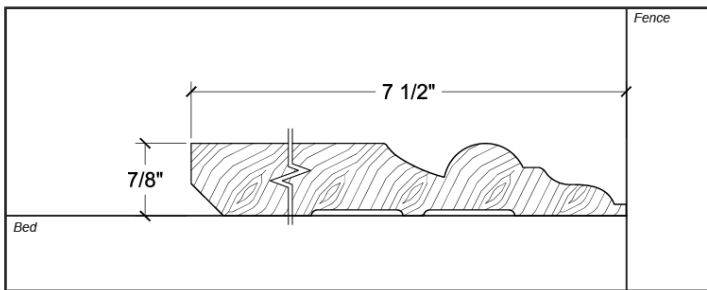
CASING - UP TO 4"



HEAD CONFIGURATION (in feed position)

PROFILE: A-227B

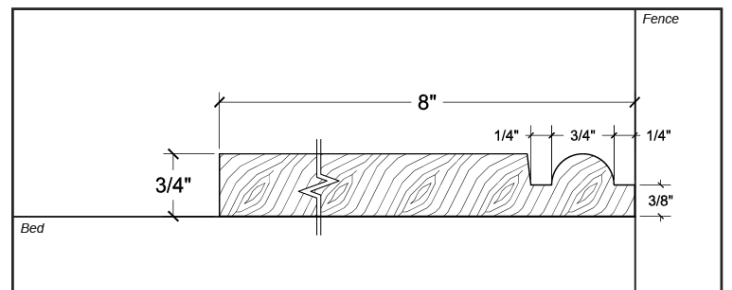
BASEBOARD - UP TO 8"



HEAD CONFIGURATION (in feed position)

PROFILE: A-228

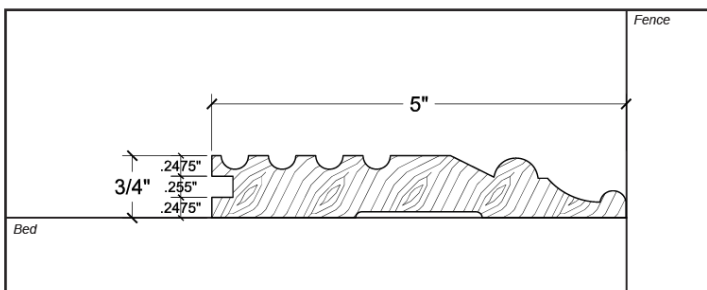
CASING - UP TO 4" BASEBOARD - UP TO 8"



HEAD CONFIGURATION (in feed position)

PROFILE: A-230

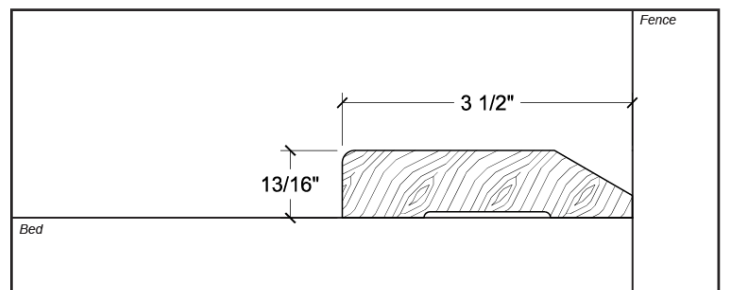
BASEBOARD - UP TO 8"



HEAD CONFIGURATION (in feed position)

PROFILE: A-234

CASING - 13/16" x 3 1/2"



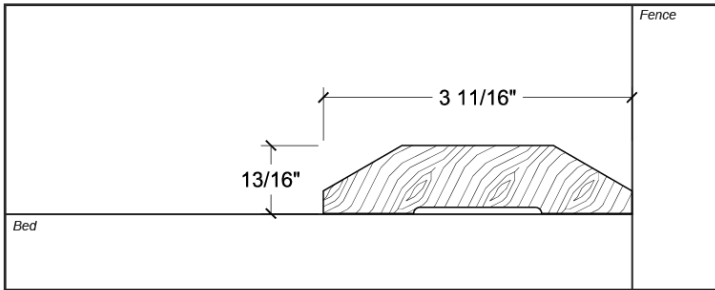
HEAD CONFIGURATION (in feed position)



BASEBOARD & CASING

PROFILE: A-235

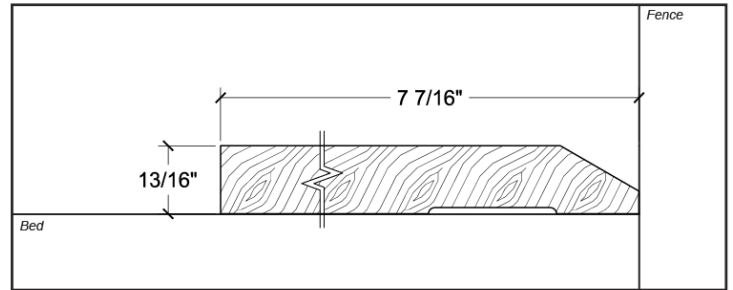
CASING - 13/16" x 3 11/16"



HEAD CONFIGURATION (in feed position)

PROFILE: A-237

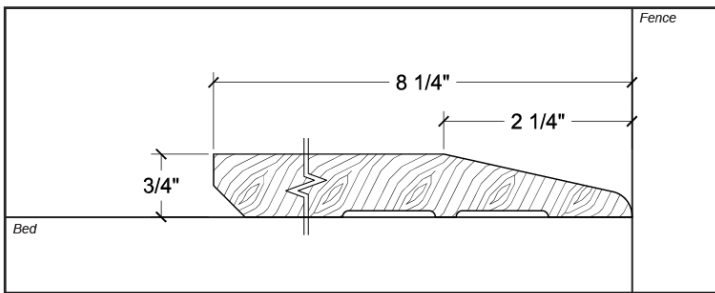
CASING - UP TO 4" BASEBOARD - UP TO 8"



HEAD CONFIGURATION (in feed position)

PROFILE: A-244

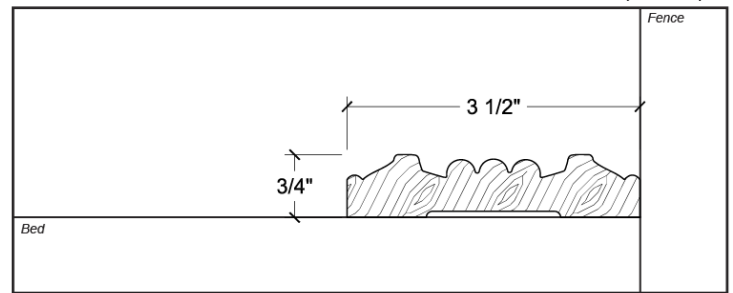
CASING - UP TO 4" BASEBOARD - UP TO 8"



HEAD CONFIGURATION (in feed position)

PROFILE: A-246

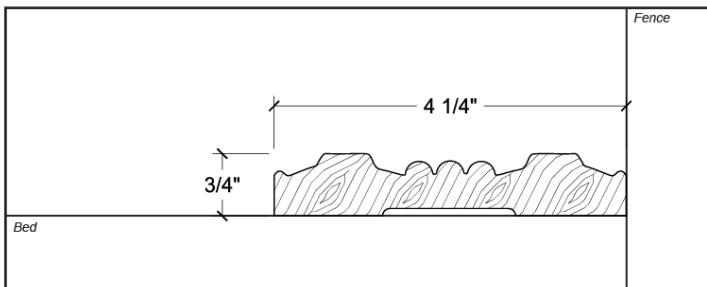
CASING - 3/4" x 3 1/2"



HEAD CONFIGURATION (in feed position)

PROFILE: A-247

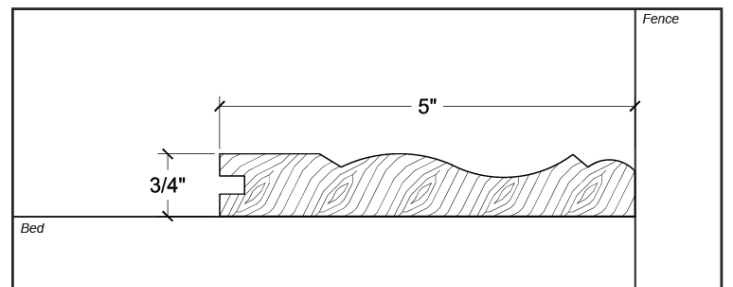
CASING - 3/4" x 4 1/4"



HEAD CONFIGURATION (in feed position)

PROFILE: A-248

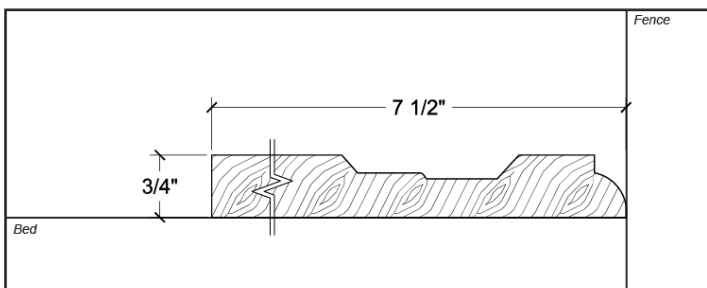
BASEBOARD - UP TO 8"



HEAD CONFIGURATION (in feed position)

PROFILE: A-249A

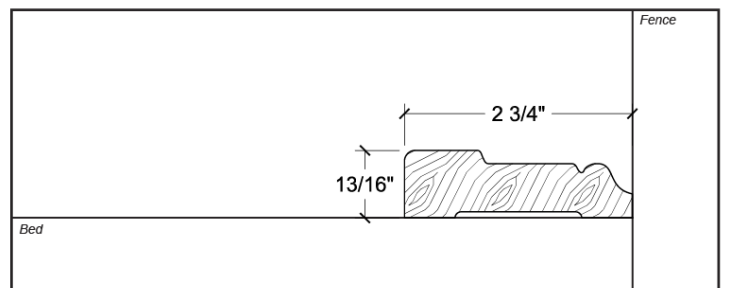
CASING - UP TO 4" BASEBOARD - UP TO 8"



HEAD CONFIGURATION (in feed position)

PROFILE: A-251A

CASING - UP TO 4"



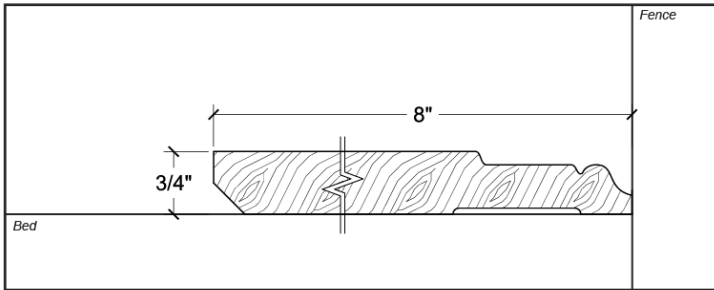
HEAD CONFIGURATION (in feed position)



BASEBOARD & CASING

PROFILE: A-251B

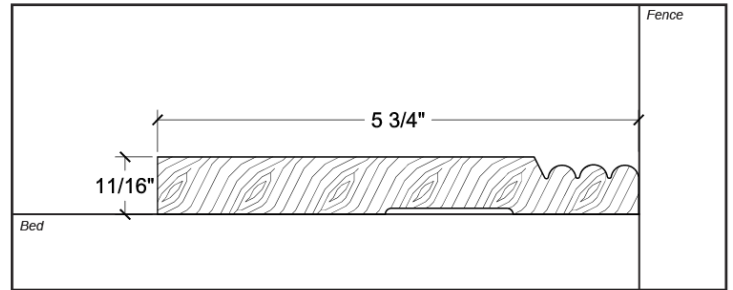
BASEBOARD - UP TO 8"



HEAD CONFIGURATION (in feed position)

PROFILE: A-253

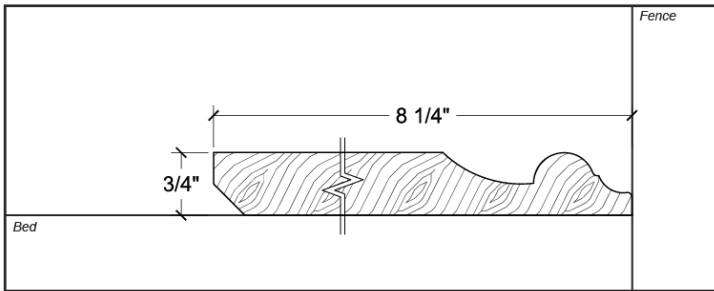
CASING - UP TO 4" BASEBOARD - UP TO 8"



HEAD CONFIGURATION (in feed position)

PROFILE: A-254

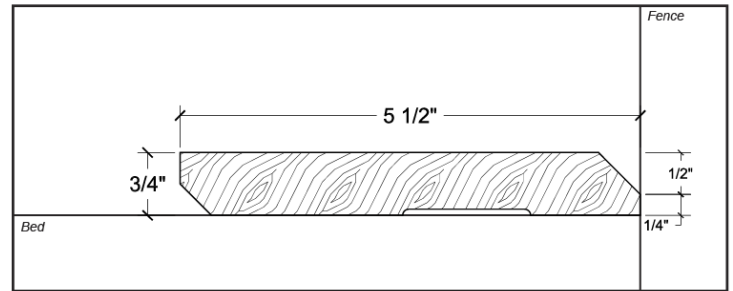
CASING - UP TO 4" BASEBOARD - UP TO 8"



HEAD CONFIGURATION (in feed position)

PROFILE: A-255

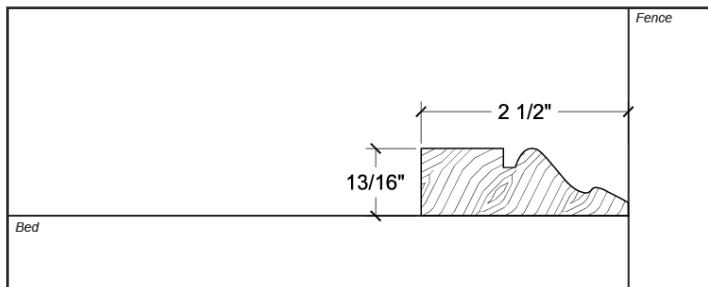
CASING - UP TO 4" BASEBOARD - UP TO 8"



HEAD CONFIGURATION (in feed position)

PROFILE: A-256A

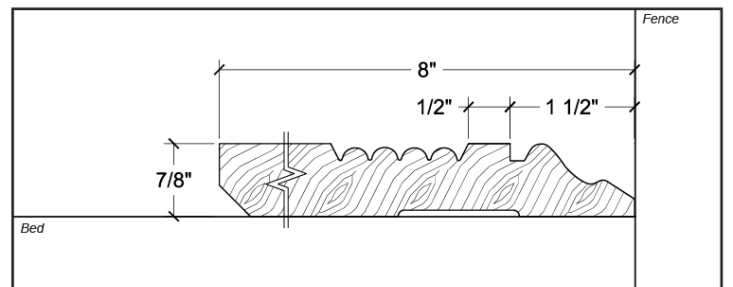
CASING - UP TO 4"



HEAD CONFIGURATION (in feed position)

PROFILE: A-256B

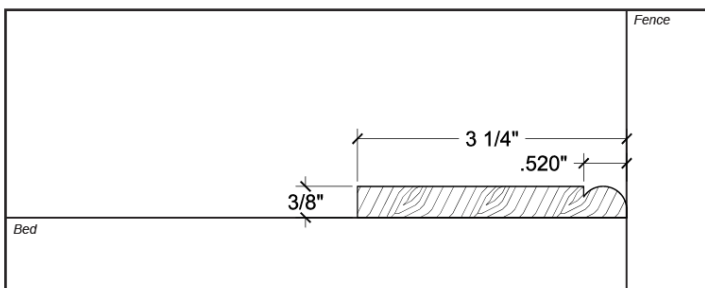
BASEBOARD - UP TO 8"



HEAD CONFIGURATION (in feed position)

PROFILE: A-258

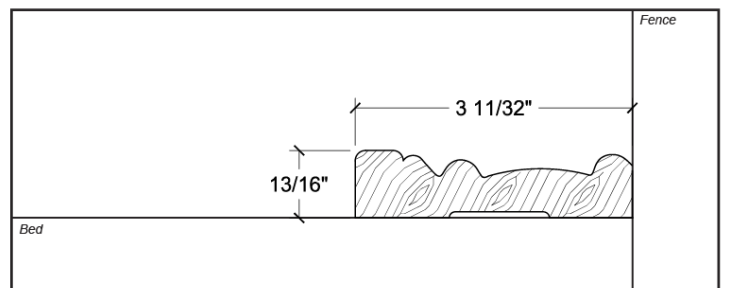
CASING - 3/8" x 3 1/4"



HEAD CONFIGURATION (in feed position)

PROFILE: A-263A

CASING - UP TO 4"



HEAD CONFIGURATION (in feed position)

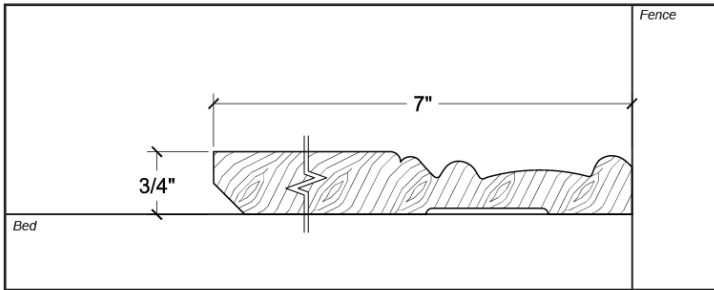


**Townsend
Lumber Inc.**
Since 1959

BASEBOARD & CASING

PROFILE: A-263B

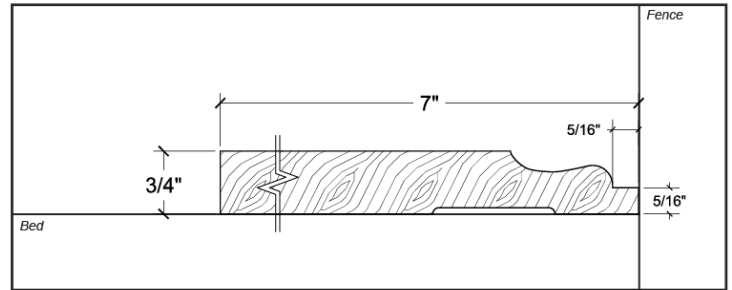
BASEBOARD - UP TO 8"



HEAD CONFIGURATION (in feed position)

PROFILE: A-264

BASEBOARD - UP TO 8"



HEAD CONFIGURATION (in feed position)

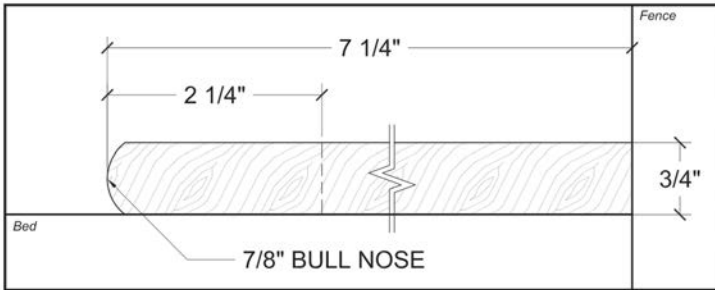


- CUSTOM PROFILES ARE NOT STOCKED AND REQUIRE UP TO 2 WEEKS TO MANUFACTURE
- VARIANCES IN SHADE AND GRAIN ARE PART OF THE BEAUTY OF GENUINE WOOD AND ARE TO BE EXPECTED IN A NATURAL SUBSTANCE

BULLNOSE

PROFILE: A-010

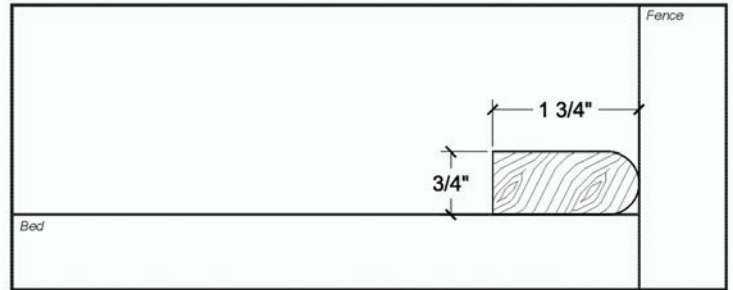
BULLNOSE - UP TO 8"



HEAD CONFIGURATION (in feed position)

PROFILE: A-035

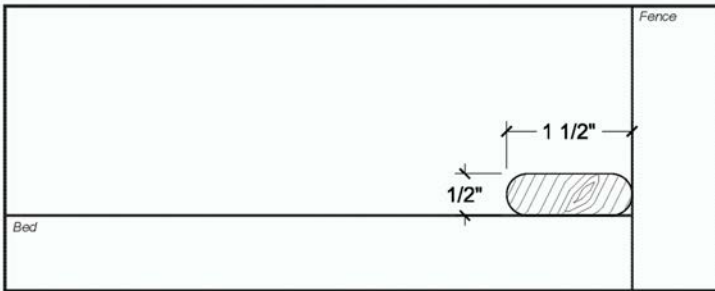
BULLNOSE - 3/4" x 1 3/4"



HEAD CONFIGURATION (in feed position)

PROFILE: A-041

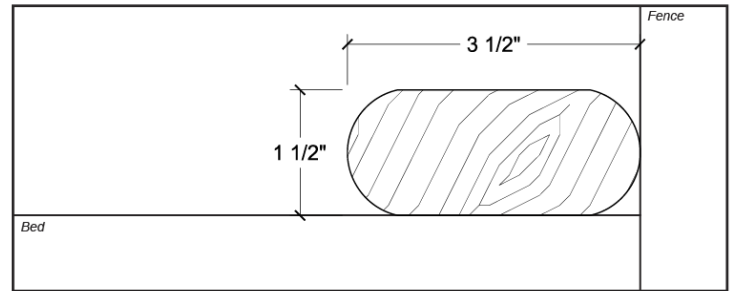
BULLNOSE - 1/2" x 1 1/2"



HEAD CONFIGURATION (in feed position)

PROFILE: A-043B

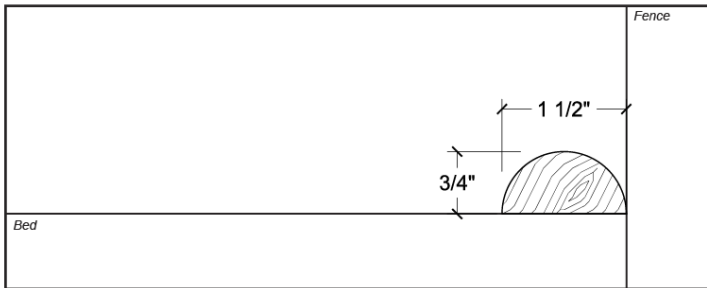
BULLNOSE - 1 1/2" x 3 1/2"



HEAD CONFIGURATION (in feed position)

PROFILE: A-043C

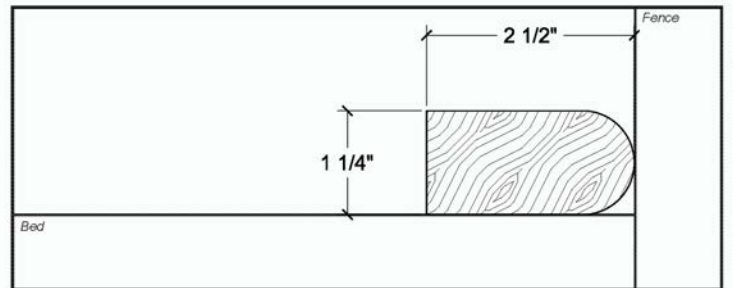
BULLNOSE - 3/4" x 1 1/2"



HEAD CONFIGURATION (in feed position)

PROFILE: A-045

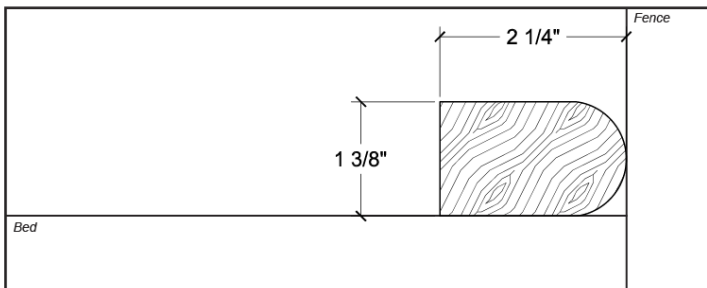
BULLNOSE - 1 1/4" x 2 1/2"



HEAD CONFIGURATION (in feed position)

PROFILE: A-046A

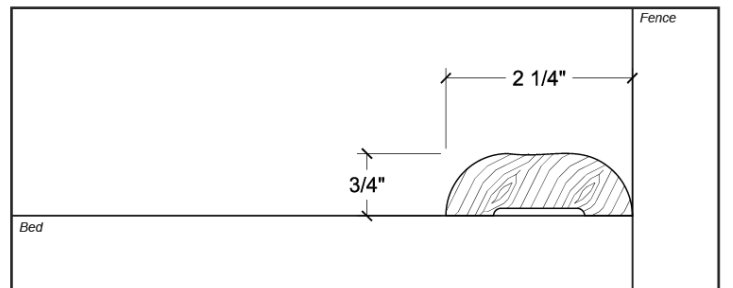
BULLNOSE - 1 3/8" x 2 1/4"



HEAD CONFIGURATION (in feed position)

PROFILE: A-046B

BULLNOSE - 3/4" x 2 1/4"



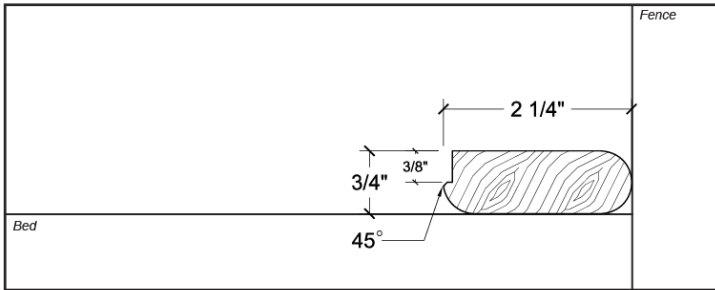
HEAD CONFIGURATION (in feed position)



BULLNOSE

PROFILE: A-098

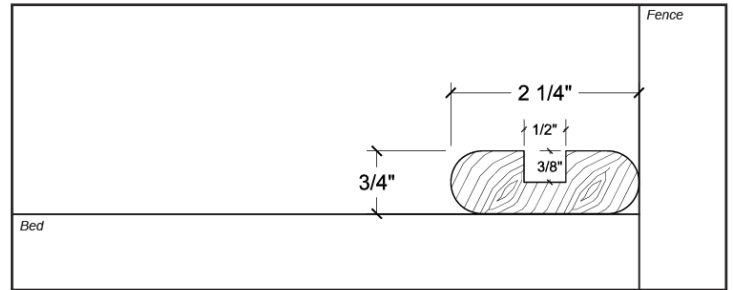
BULLNOSE - 3/4" x 2 1/4"



HEAD CONFIGURATION (in feed position)

PROFILE: A-099A

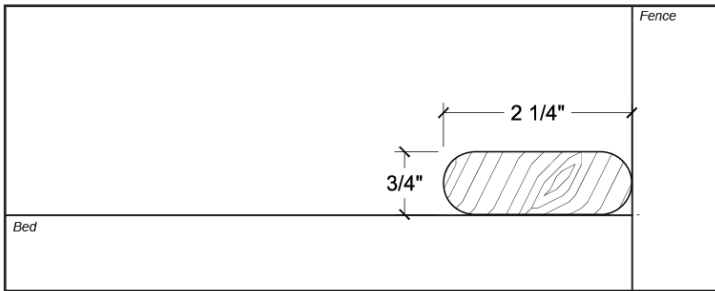
BULLNOSE - 3/4" x 2 1/4"



HEAD CONFIGURATION (in feed position)

PROFILE: A-099B

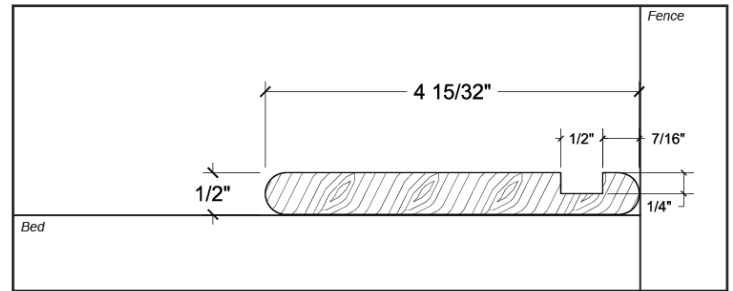
BULLNOSE - 3/4" x 2 1/4"



HEAD CONFIGURATION (in feed position)

PROFILE: A-125

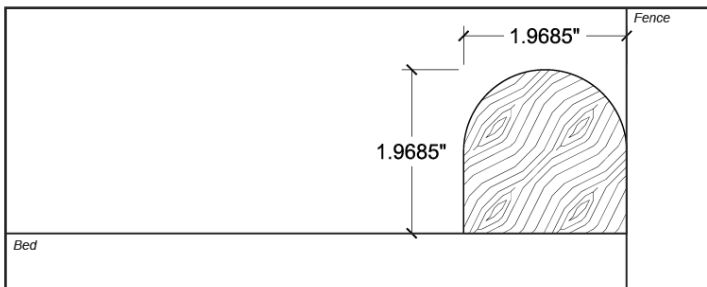
BULLNOSE - UP TO 7"



HEAD CONFIGURATION (in feed position)

PROFILE: A-140

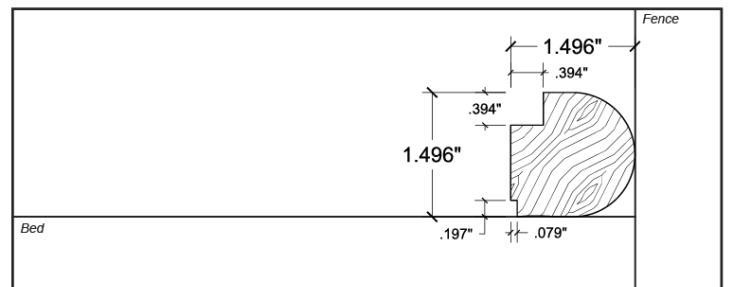
BULLNOSE - 1 15/16" x 1 15/16"



HEAD CONFIGURATION (in feed position)

PROFILE: A-143A

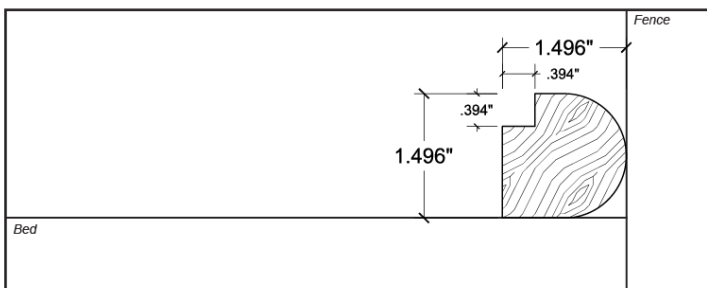
BULLNOSE - 1 1/2" x 1 1/2"



HEAD CONFIGURATION (in feed position)

PROFILE: A-143B

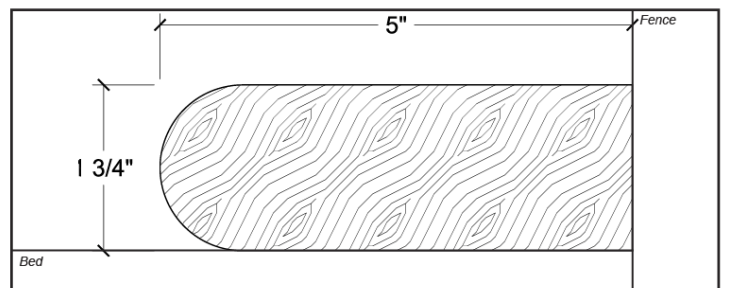
BULLNOSE - 1 1/2" x 1 1/2"



HEAD CONFIGURATION (in feed position)

PROFILE: A-164

BULLNOSE - 1 3/4" x 5"



HEAD CONFIGURATION (in feed position)

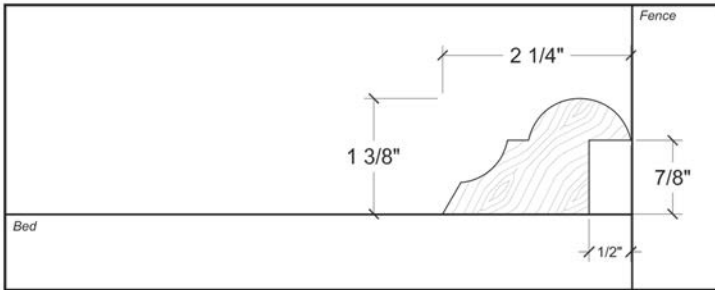


- CUSTOM PROFILES ARE NOT STOCKED AND REQUIRE UP TO 2 WEEKS TO MANUFACTURE
- VARIANCES IN SHADE AND GRAIN ARE PART OF THE BEAUTY OF GENUINE WOOD AND ARE TO BE EXPECTED IN A NATURAL SUBSTANCE

CHAIR RAIL & PANEL MOULDS

PROFILE: A-026A

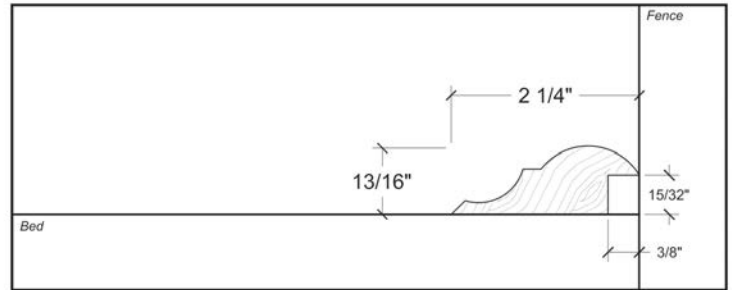
CHAIR RAIL - 1 3/8" x 2 1/4"



HEAD CONFIGURATION (in feed position)

PROFILE: A-026B

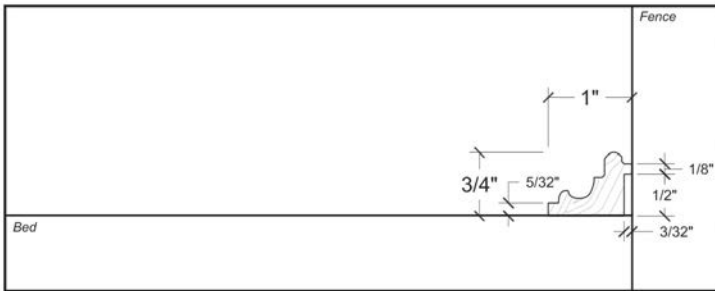
CHAIR RAIL - 13/16" x 2 1/4"



HEAD CONFIGURATION (in feed position)

PROFILE: A-028

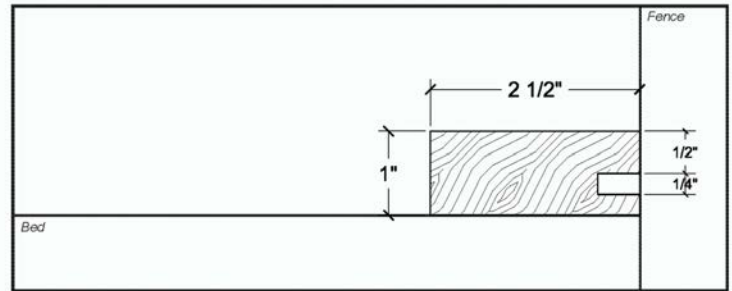
CHAIR RAIL - 3/4" x 1"



HEAD CONFIGURATION (in feed position)

PROFILE: A-042

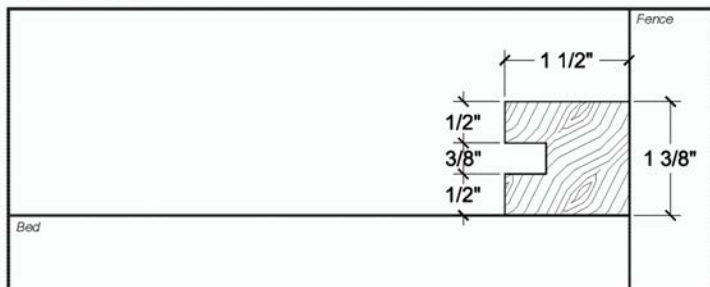
PANEL MOULD - 1" x 2 1/2"



HEAD CONFIGURATION (in feed position)

PROFILE: A-054

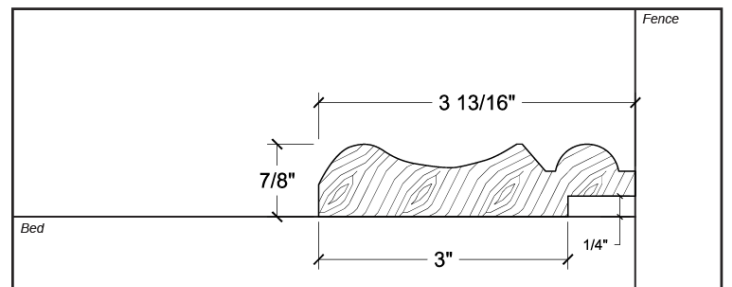
PANEL MOULD - 1 3/8" x 1 1/2"



HEAD CONFIGURATION (in feed position)

PROFILE: A-087

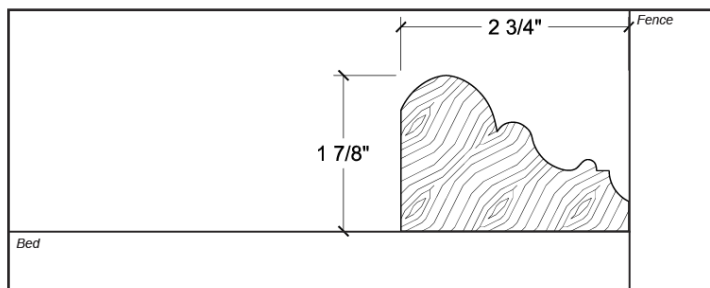
CHAIR RAIL - 7/8" x 4 13/16"



HEAD CONFIGURATION (in feed position)

PROFILE: A-104

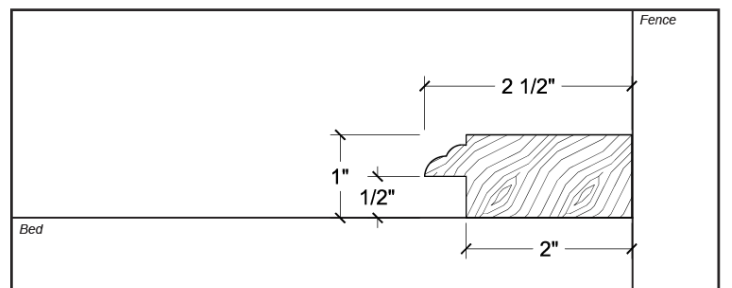
CHAIR RAIL - 1 7/8" x 2 3/4"



HEAD CONFIGURATION (in feed position)

PROFILE: A-108

PANEL MOULD - 1" x 2 1/2"



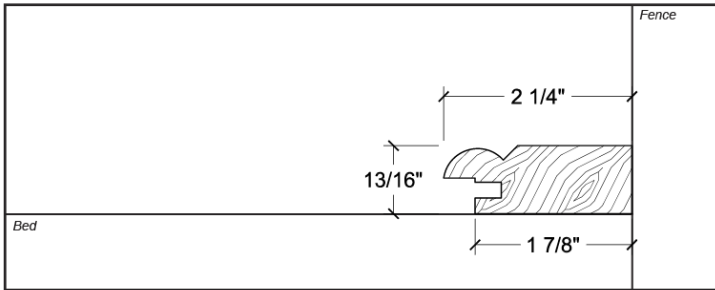
HEAD CONFIGURATION (in feed position)



CHAIR RAIL & PANEL MOULDS

PROFILE: A-109

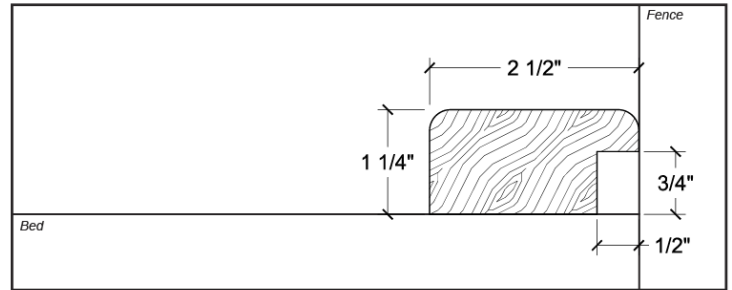
PANEL MOULD - 13/16" x 2 1/4"



HEAD CONFIGURATION (in feed position)

PROFILE: A-111A

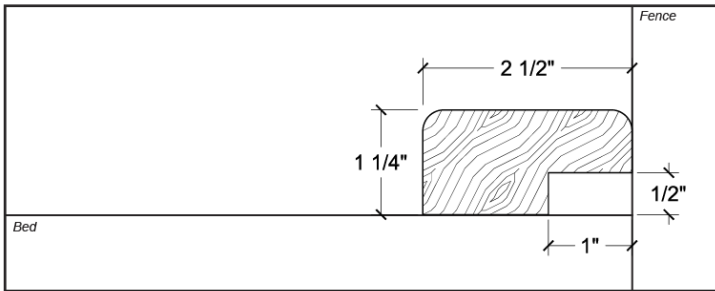
CHAIR RAIL - 1 1/4" x 2 1/2"



HEAD CONFIGURATION (in feed position)

PROFILE: A-111B

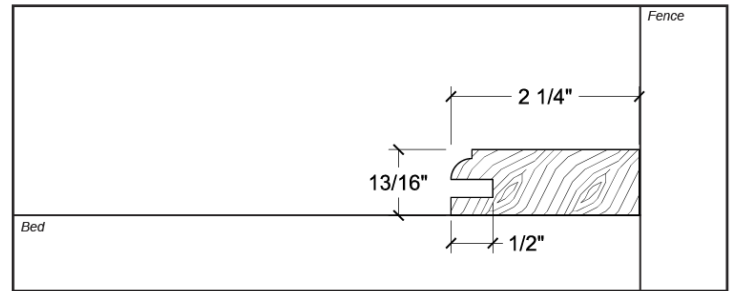
CHAIR RAIL - 1 1/4" x 2 1/2"



HEAD CONFIGURATION (in feed position)

PROFILE: A-121

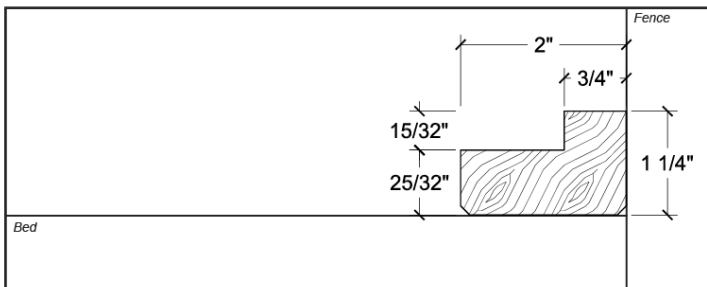
PANEL MOULD - 13/16" x 2 1/4"



HEAD CONFIGURATION (in feed position)

PROFILE: A-132C

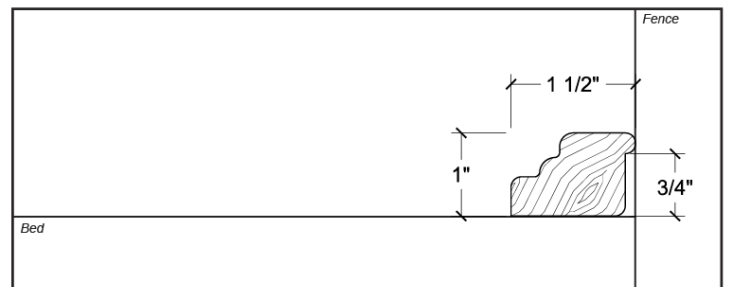
CHAIR RAIL - 1 1/4" x 2"



HEAD CONFIGURATION (in feed position)

PROFILE: A-134A

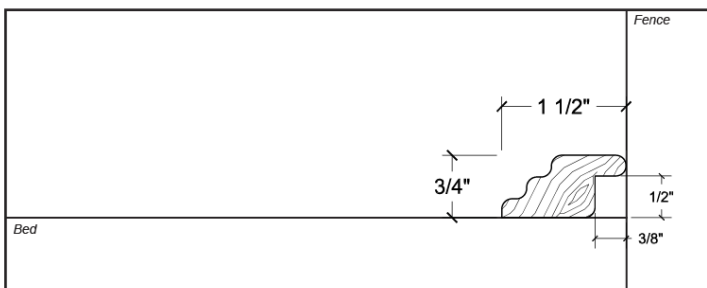
CHAIR RAIL - 1' x 1 1/2"



HEAD CONFIGURATION (in feed position)

PROFILE: A-134B

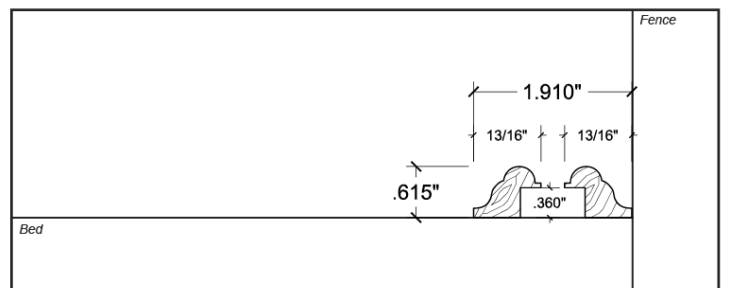
CHAIR RAIL - 3/4" x 1 1/2"



HEAD CONFIGURATION (in feed position)

PROFILE: A-151

PANEL MOULD - 5/8" x 13/16"



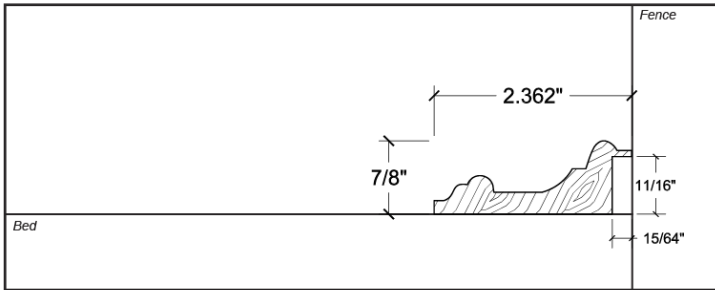
HEAD CONFIGURATION (in feed position)



CHAIR RAIL & PANEL MOULDS

PROFILE: A-152

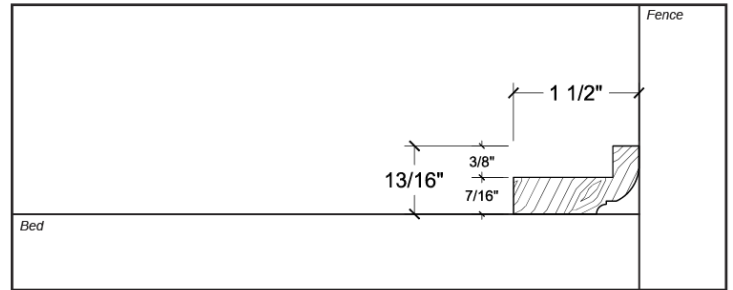
PANEL MOULD - 7/8" x 2 3/8"



HEAD CONFIGURATION (in feed position)

PROFILE: A-161

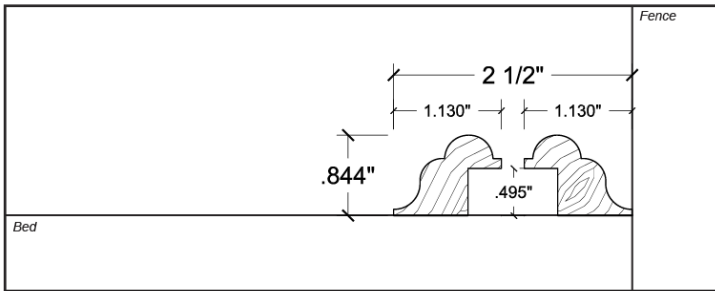
CHAIR RAIL - 13/16" x 1 1/2"



HEAD CONFIGURATION (in feed position)

PROFILE: A-175

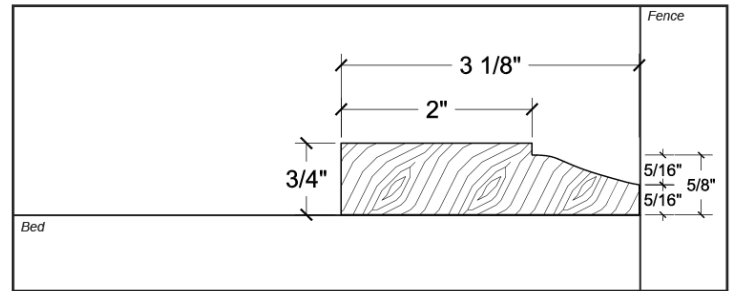
CHAIR RAIL - 13/16" x 1 1/8"



HEAD CONFIGURATION (in feed position)

PROFILE: A-179

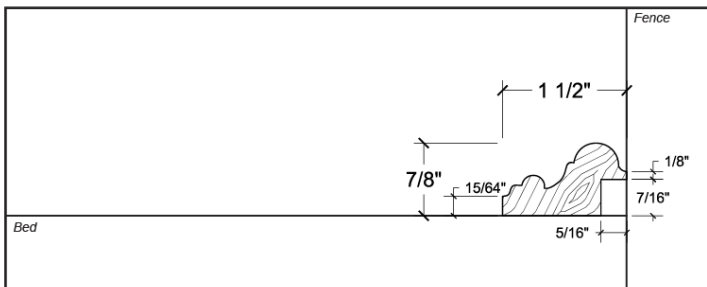
PANEL MOULD - 3/4" x 3 1/8"



HEAD CONFIGURATION (in feed position)

PROFILE: A-183

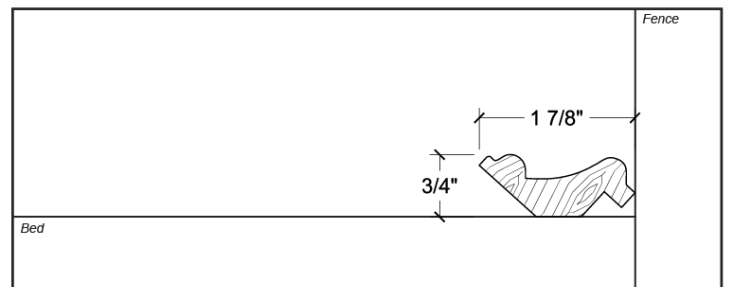
CHAIR RAIL - 7/8" x 1 1/2"



HEAD CONFIGURATION (in feed position)

PROFILE: A-205

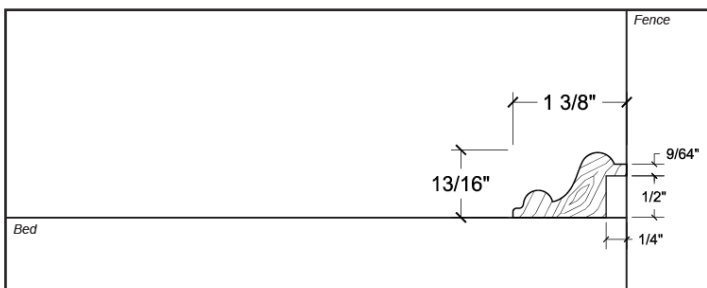
CHAIR RAIL - 3/4" x 1 7/8"



HEAD CONFIGURATION (in feed position)

PROFILE: A-209

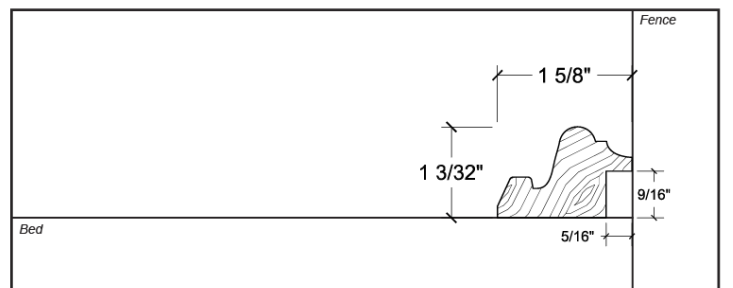
CHAIR RAIL - 13/16" x 1 3/8"



HEAD CONFIGURATION (in feed position)

PROFILE: A-252

CHAIR RAIL - 1 3/32" x 1 5/8"



HEAD CONFIGURATION (in feed position)

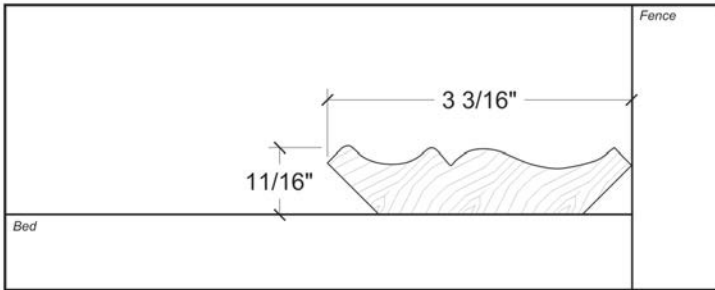


- CUSTOM PROFILES ARE NOT STOCKED AND REQUIRE UP TO 2 WEEKS TO MANUFACTURE
- VARIANCES IN SHADE AND GRAIN ARE PART OF THE BEAUTY OF GENUINE WOOD AND ARE TO BE EXPECTED IN A NATURAL SUBSTANCE

CROWN MOULDINGS

PROFILE: A-003

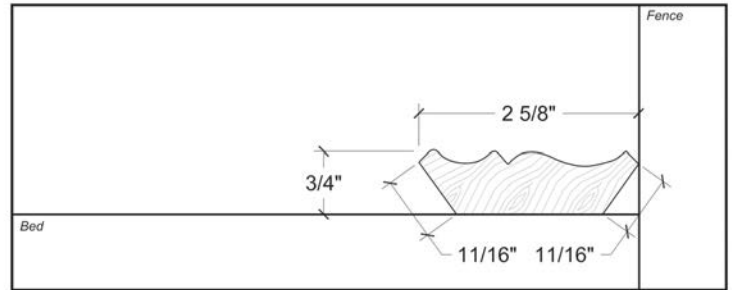
CROWN - $11/16"$ x $3\ 3/16"$



HEAD CONFIGURATION (in feed position)

PROFILE: A-021

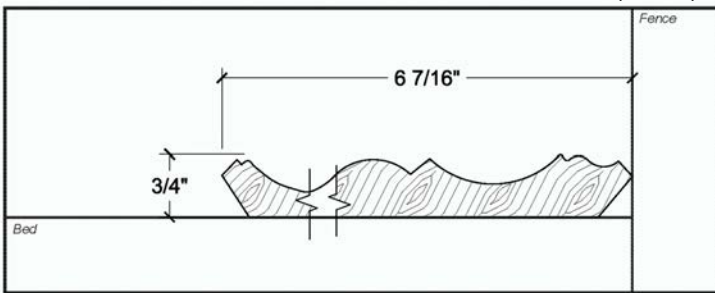
CROWN - $3/4"$ x $2\ 5/8"$



HEAD CONFIGURATION (in feed position)

PROFILE: A-044

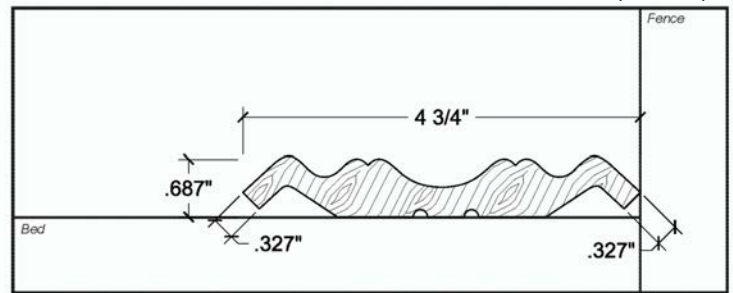
CROWN - $3/4"$ x $6\ 7/16"$



HEAD CONFIGURATION (in feed position)

PROFILE: A-061

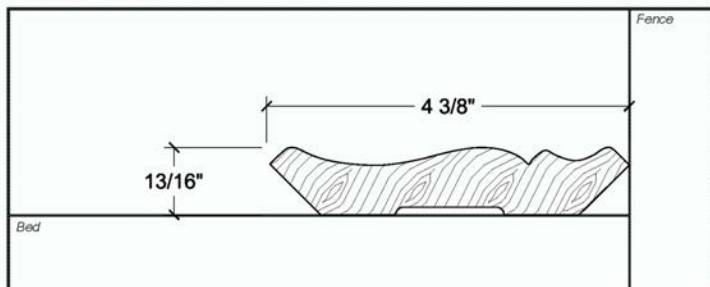
CABINET CROWN - $11/16"$ x $4\ 3/4"$



HEAD CONFIGURATION (in feed position)

PROFILE: A-062

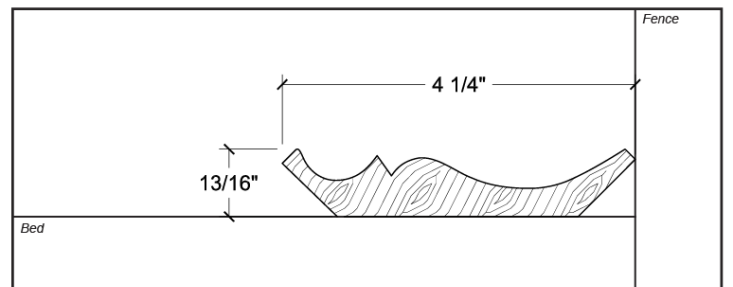
CROWN - $13/16"$ x $4\ 3/8"$



HEAD CONFIGURATION (in feed position)

PROFILE: A-090

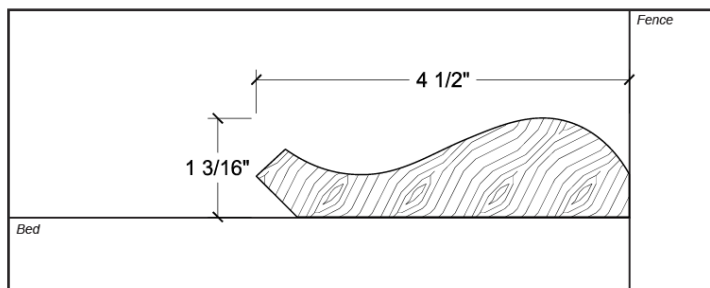
CROWN - $13/16"$ x $4\ 1/4"$



HEAD CONFIGURATION (in feed position)

PROFILE: A-100

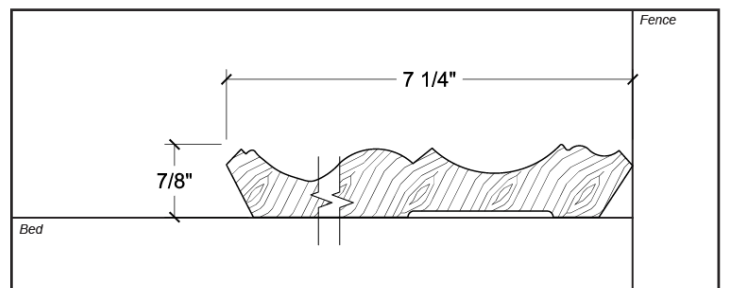
CABINET CROWN - $1\ 3/16"$ x $4\ 1/2"$



HEAD CONFIGURATION (in feed position)

PROFILE: A-117

CROWN - $13/16"$ x $7\ 1/4"$



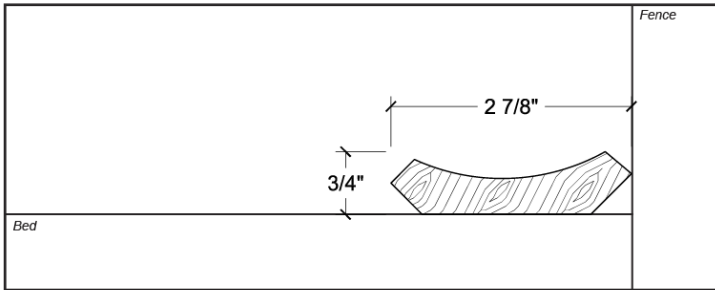
HEAD CONFIGURATION (in feed position)



CROWN MOULDINGS

PROFILE: A-159

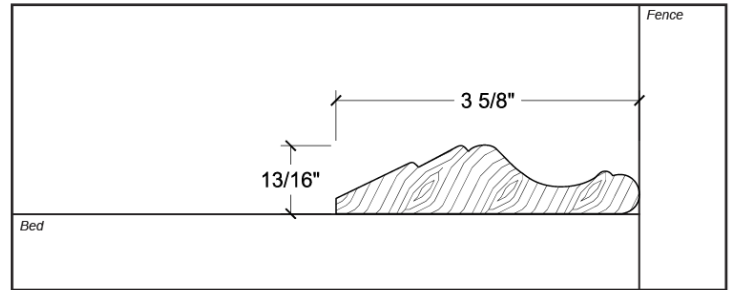
CROWN - 3/4" x 2 7/8"



HEAD CONFIGURATION (in feed position)

PROFILE: A-160

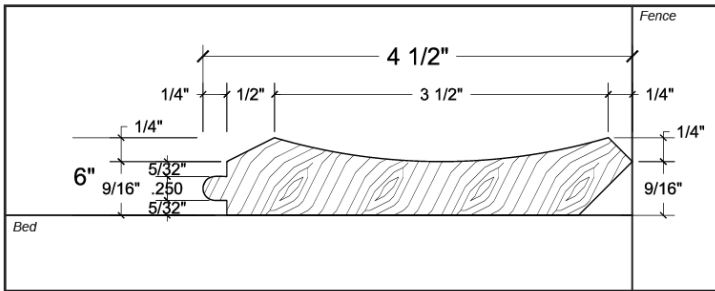
CABINET CROWN - 13/16" x 3 5/8"



HEAD CONFIGURATION (in feed position)

PROFILE: A-165A

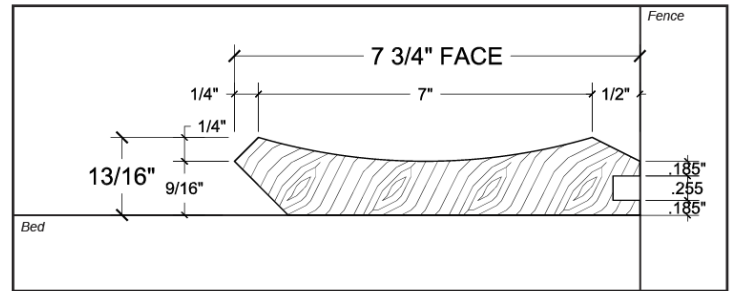
CROWN - 13/16" x 4 1/2"



HEAD CONFIGURATION (in feed position)

PROFILE: A-165B

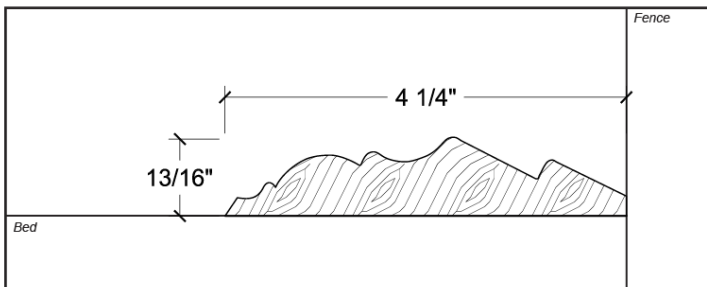
CROWN - 13/16" x 7 3/4"



HEAD CONFIGURATION (in feed position)

PROFILE: A-171

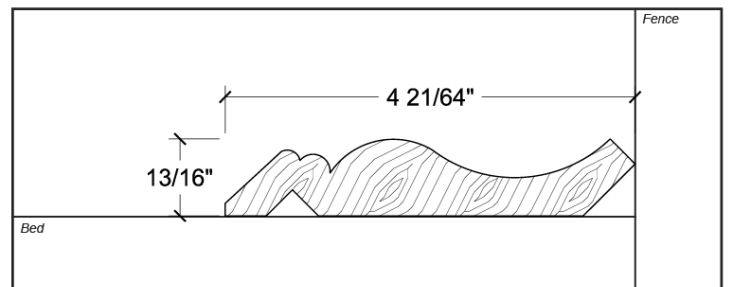
CABINET CROWN - 13/16" x 4 1/4"



HEAD CONFIGURATION (in feed position)

PROFILE: A-172

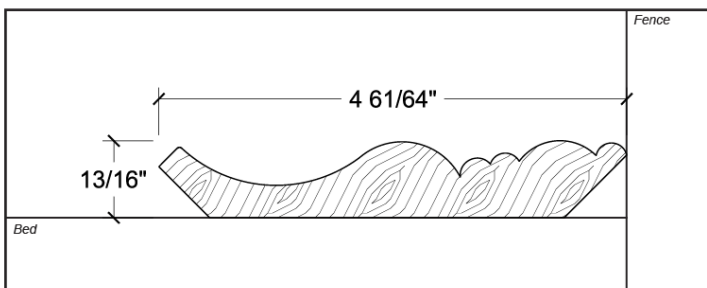
CABINET CROWN - 13/16" x 4 3/8"



HEAD CONFIGURATION (in feed position)

PROFILE: A-173

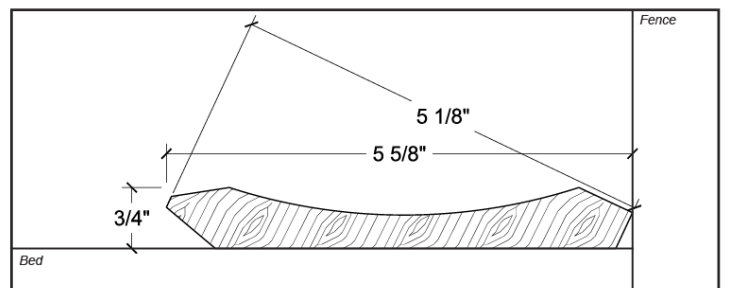
CROWN - 13/16" x 4 15/16"



HEAD CONFIGURATION (in feed position)

PROFILE: A-184

CROWN - 3/4" x 5 5/8"



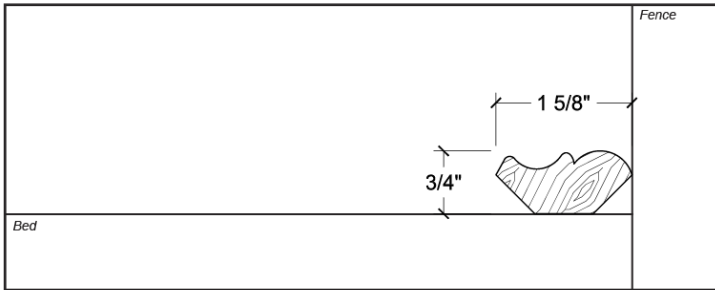
HEAD CONFIGURATION (in feed position)



CROWN MOULDINGS

PROFILE: A-193

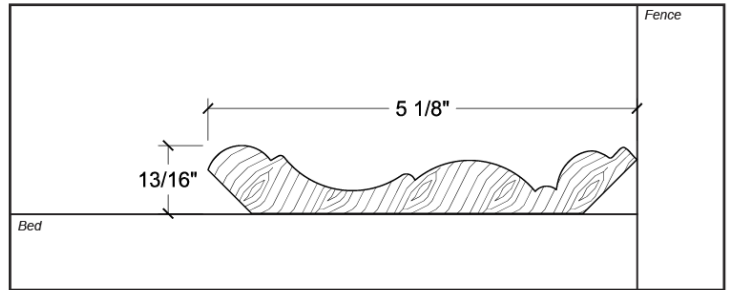
CROWN - 3/4" x 1 5/8"



HEAD CONFIGURATION (in feed position)

PROFILE: A-231

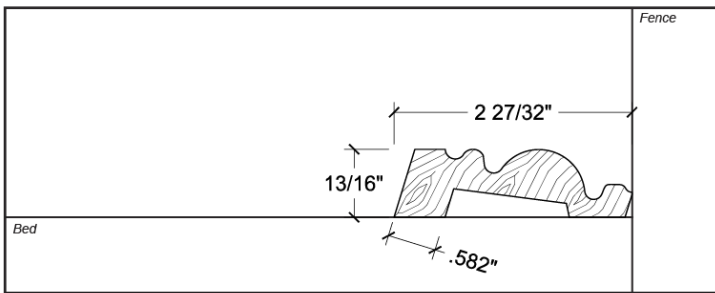
CROWN - 13/16" x 5 1/8"



HEAD CONFIGURATION (in feed position)

PROFILE: A-232

CABINET CROWN - 13/16" x 2 7/8"



HEAD CONFIGURATION (in feed position)

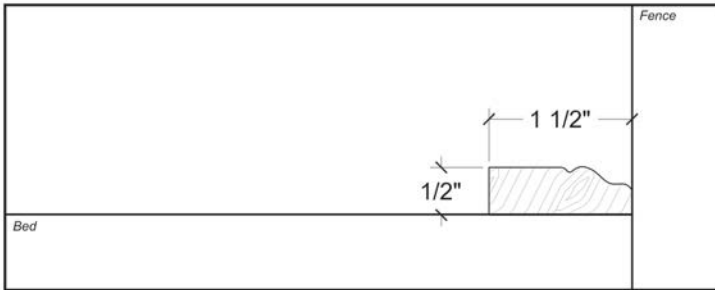


- CUSTOM PROFILES ARE NOT STOCKED AND REQUIRE UP TO 2 WEEKS TO MANUFACTURE
- VARIANCES IN SHADE AND GRAIN ARE PART OF THE BEAUTY OF GENUINE WOOD AND ARE TO BE EXPECTED IN A NATURAL SUBSTANCE

DOOR STOPS, JAMBS & CAPS

PROFILE: A-016

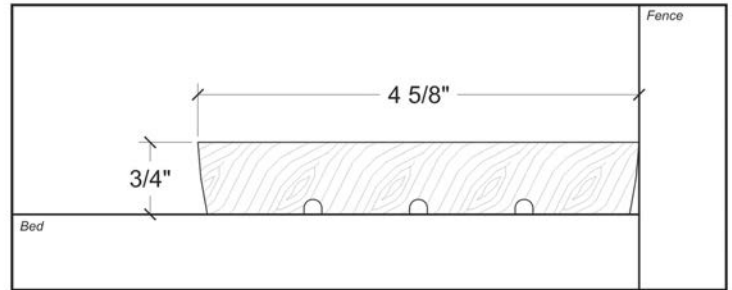
DOOR STOP - 1/2" x 1 1/2"



HEAD CONFIGURATION (in feed position)

PROFILE: A-017

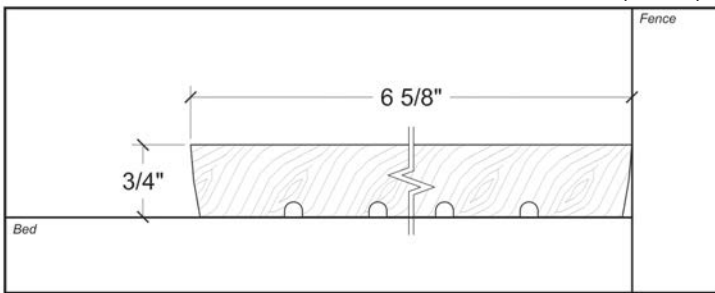
DOOR JAMB - 3/4" x 4 5/8"



HEAD CONFIGURATION (in feed position)

PROFILE: A-018

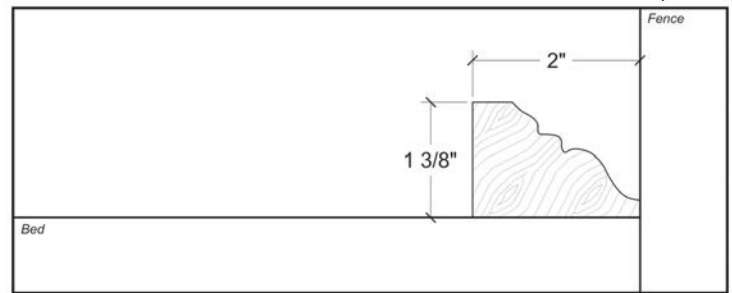
DOOR JAMB - 3/4" x 6 5/8"



HEAD CONFIGURATION (in feed position)

PROFILE: A-032


DOORCAP - 1 3/8" x 2"



HEAD CONFIGURATION (in feed position)

PROFILE: A-053A

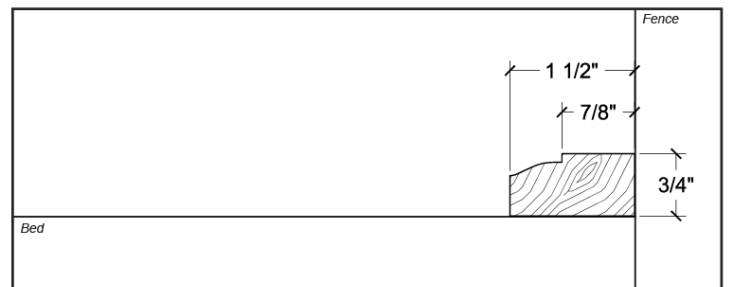
DOOR STOP - 1/2" x 1 1/2"



HEAD CONFIGURATION (in feed position)

PROFILE: A-053B

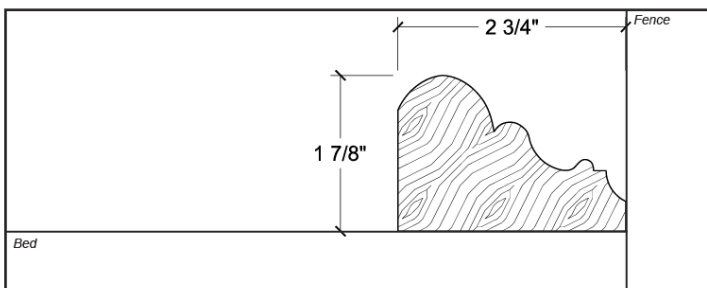
DOOR STOP - 3/4" x 1 1/2"



HEAD CONFIGURATION (in feed position)

PROFILE: A-104

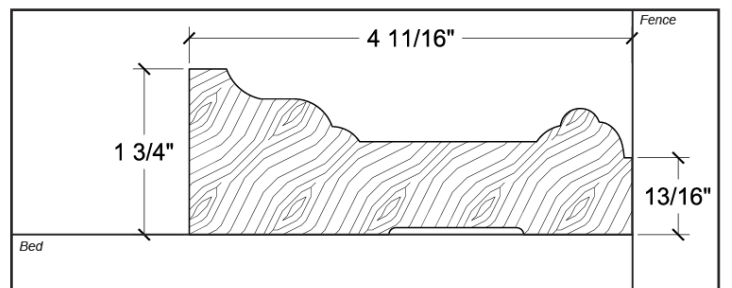
DOORCAP - 1 7/8" x 2 3/4"



HEAD CONFIGURATION (in feed position)

PROFILE: A-170

DOORCAP - 1 3/4" x 4 11/16"



HEAD CONFIGURATION (in feed position)

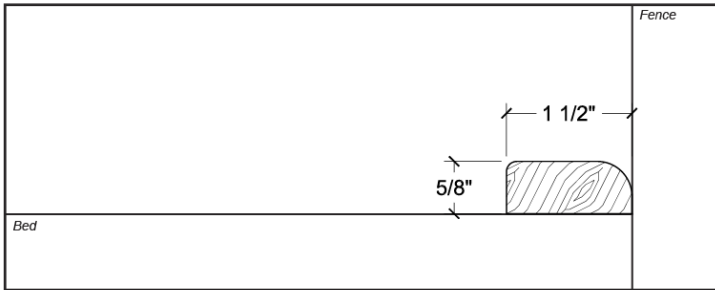


**Townsend
Lumber Inc.**
Since 1959

DOOR STOPS, JAMBS & CAPS

PROFILE: A-214

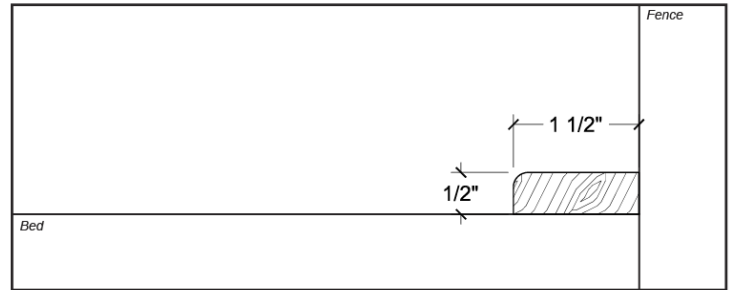
DOOR STOP - 5/8" x 1 1/2"



HEAD CONFIGURATION (in feed position)

PROFILE: A-222

DOOR STOP - 1/2" x 1 1/2"



HEAD CONFIGURATION (in feed position)



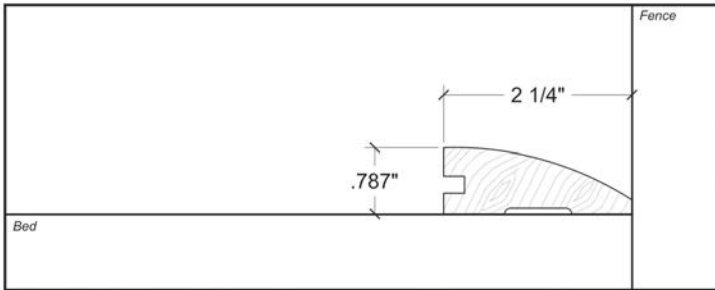
**Townsend
Lumber Inc.**
Since 1959

- CUSTOM PROFILES ARE NOT STOCKED AND REQUIRE UP TO 2 WEEKS TO MANUFACTURE
- VARIANCES IN SHADE AND GRAIN ARE PART OF THE BEAUTY OF GENUINE WOOD AND ARE TO BE EXPECTED IN A NATURAL SUBSTANCE

FLOORING TRIMS

PROFILE: A-027

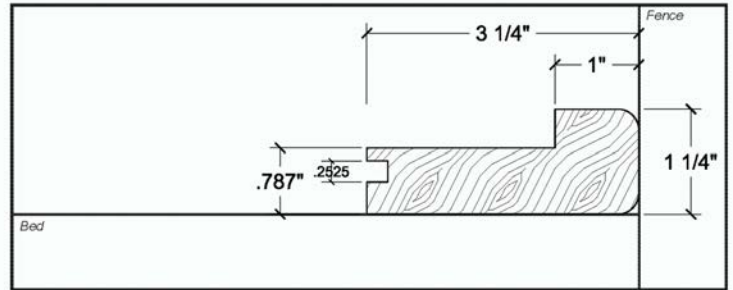
REDUCER - 3/4" x 2 1/4"



HEAD CONFIGURATION (in feed position)

PROFILE: A-067

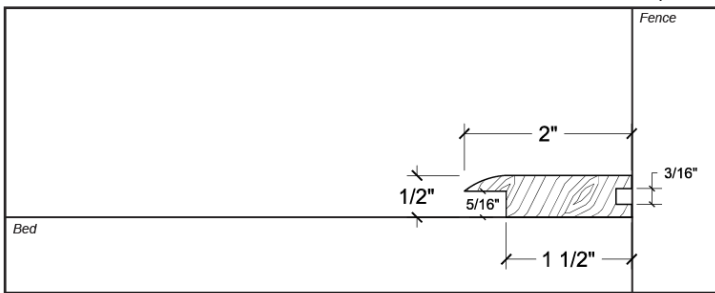
BULLNOSE - 1 1/4" x 3 1/4"



HEAD CONFIGURATION (in feed position)

PROFILE: A-076A

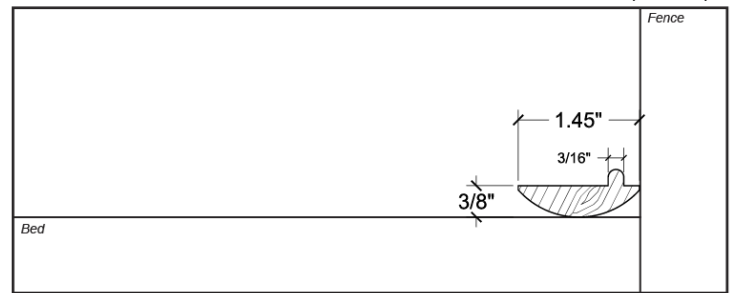
REDUCER - 1/2" x 2"



HEAD CONFIGURATION (in feed position)

PROFILE: A-076B

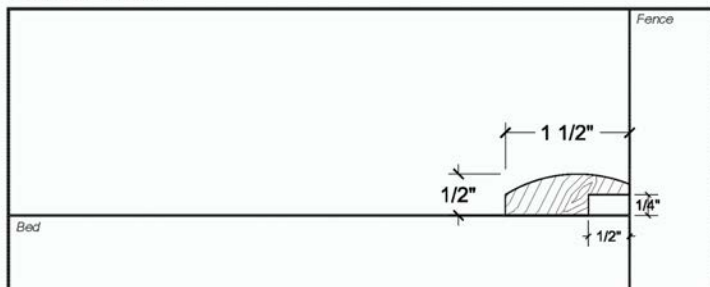
BULLNOSE - 1/2" x 1 1/2"



HEAD CONFIGURATION (in feed position)

PROFILE: A-079

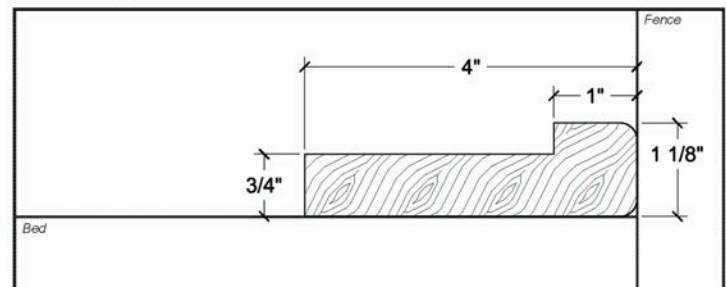
TRANSITION - 1/2" x 1 1/2"



HEAD CONFIGURATION (in feed position)

PROFILE: A-082

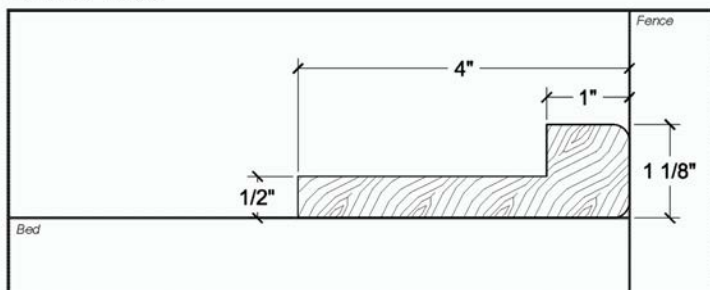
BULLNOSE - 1 1/8" x 4"



HEAD CONFIGURATION (in feed position)

PROFILE: A-083

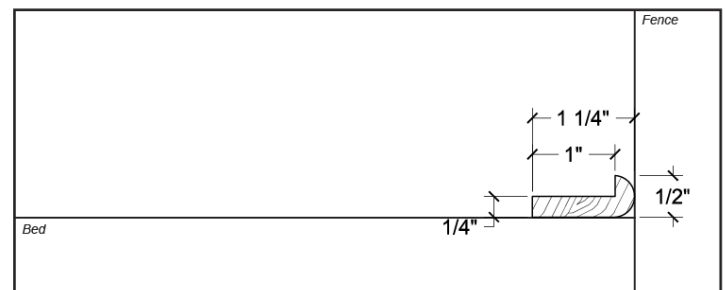
BULLNOSE - 1 1/8" x 4"



HEAD CONFIGURATION (in feed position)

PROFILE: A-106

BULLNOSE - 1 1/8" x 4"



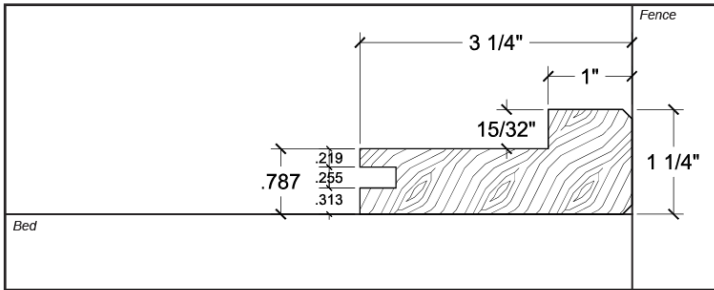
HEAD CONFIGURATION (in feed position)



FLOORING TRIMS

PROFILE: A-132D

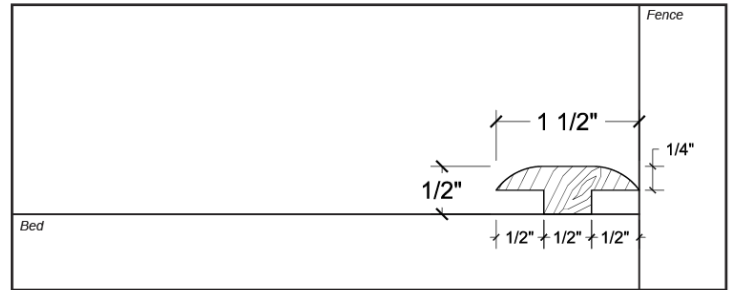
BULLNOSE - 1 1/4" x 3 1/4"



HEAD CONFIGURATION (in feed position)

PROFILE: A-167

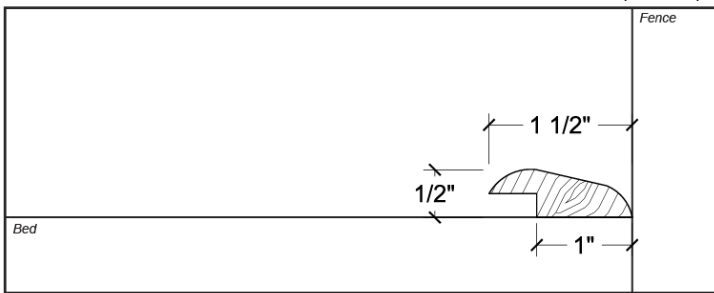
TRANSITION - 1/2" x 1 1/2"



HEAD CONFIGURATION (in feed position)

PROFILE: A-168

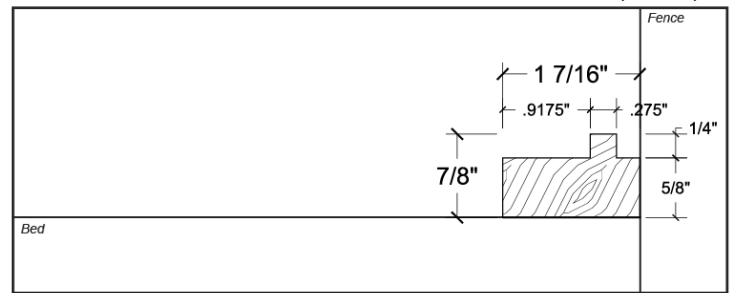
REDUCER - 1/2" x 1 1/2"



HEAD CONFIGURATION (in feed position)

PROFILE: A-174

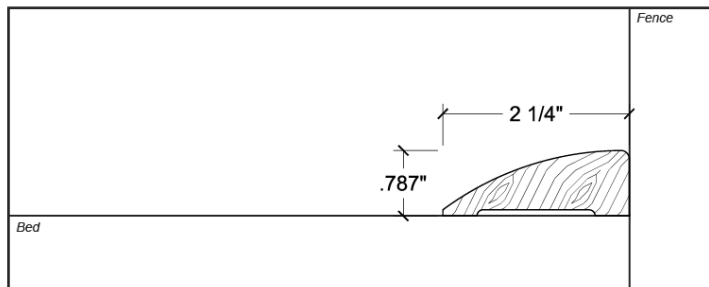
BULLNOSE - 7/8" x 1 7/16"



HEAD CONFIGURATION (in feed position)

PROFILE: A-199

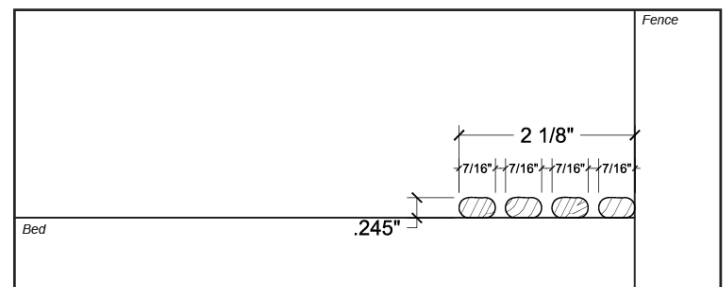
REDUCER - 3/4" x 2 1/4"



HEAD CONFIGURATION (in feed position)

PROFILE: A-213A

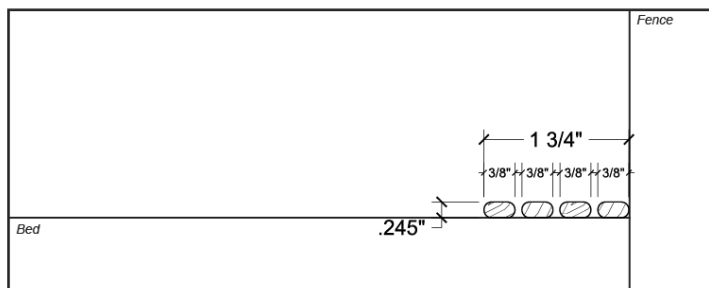
SPLINE - 1/4" x 7/16"



HEAD CONFIGURATION (in feed position)

PROFILE: A-213B

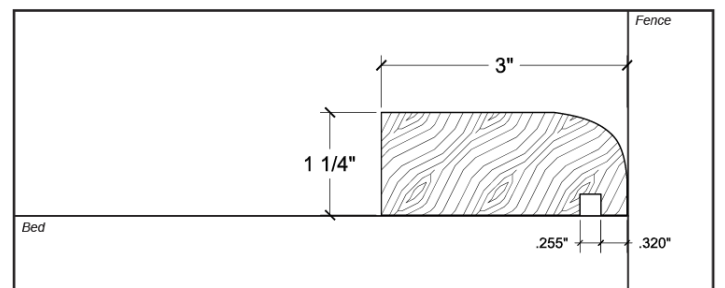
SPLINE - 1/4" x 3/8"



HEAD CONFIGURATION (in feed position)

PROFILE: A-218

BULLNOSE - 1 1/4" x 3"



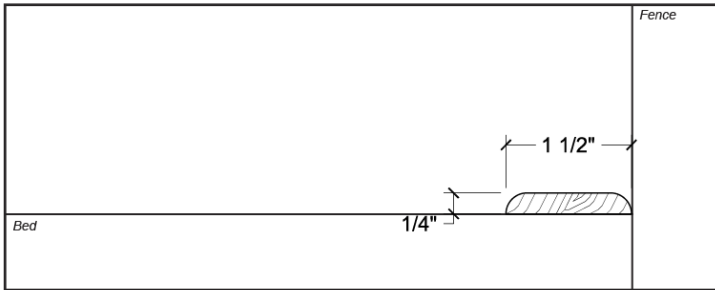
HEAD CONFIGURATION (in feed position)



FLOORING TRIMS

PROFILE: A-219

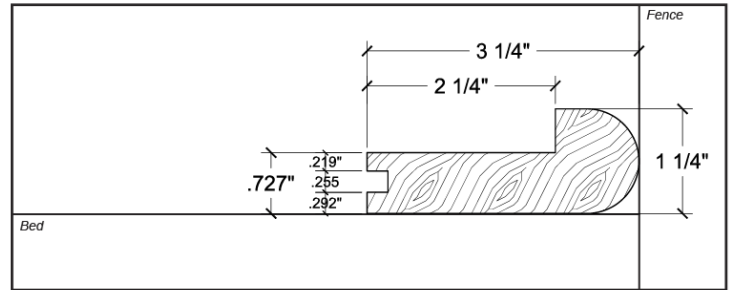
TRANSITION - 1/4" x 1 1/2"



HEAD CONFIGURATION (in feed position)

PROFILE: A-223A

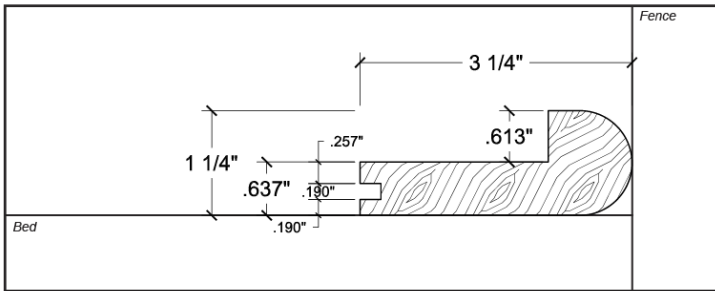
BULLNOSE - 1 1/4" x 3 1/4"



HEAD CONFIGURATION (in feed position)

PROFILE: A-239

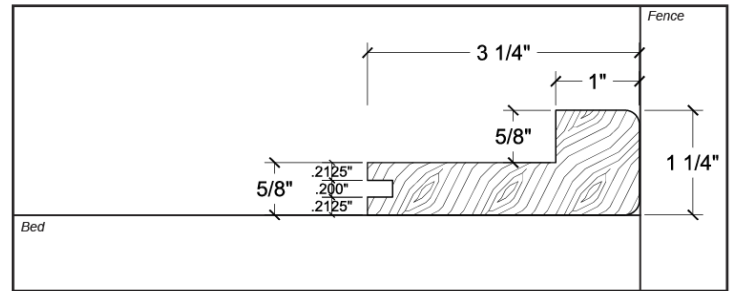
BULLNOSE - 1 1/4" x 3 1/4"



HEAD CONFIGURATION (in feed position)

PROFILE: A-260

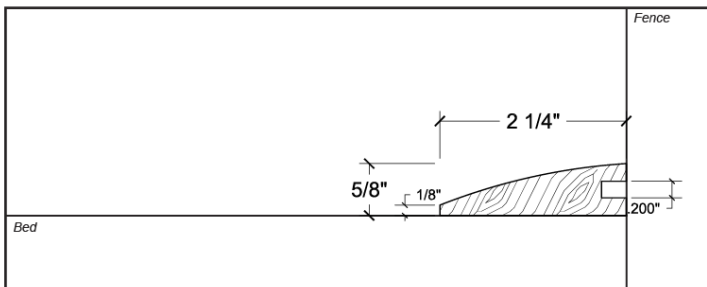
BULLNOSE - 1 1/4" x 3 1/4"



HEAD CONFIGURATION (in feed position)

PROFILE: A-261

REDUCER - 5/8" x 2 1/4"



HEAD CONFIGURATION (in feed position)




- CUSTOM PROFILES ARE NOT STOCKED AND REQUIRE UP TO 2 WEEKS TO MANUFACTURE
- VARIANCES IN SHADE AND GRAIN ARE PART OF THE BEAUTY OF GENUINE WOOD AND ARE TO BE EXPECTED IN A NATURAL SUBSTANCE

MISCELLANEOUS TRIMS

PROFILE: A-008


DOWEL - 3/4" x 3/4"



HEAD CONFIGURATION (in feed position)

PROFILE: A-011

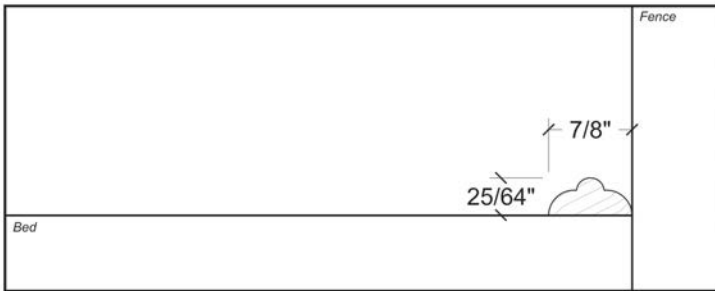
CORNER TRIM - 3/4" x 3/4"



HEAD CONFIGURATION (in feed position)

PROFILE: A-012

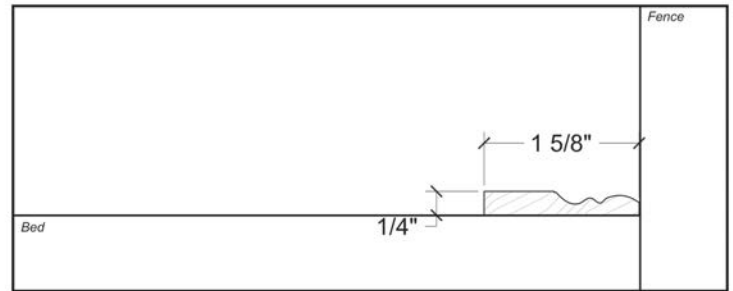
BEAD TRIM - 3/8" x 7/8"



HEAD CONFIGURATION (in feed position)

PROFILE: A-015

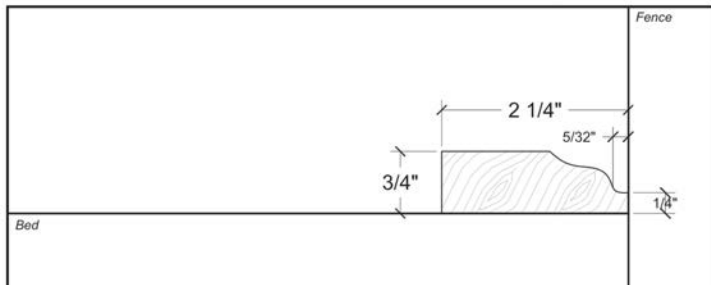
SMALL TRIM - 1/4" x 1 5/8"



HEAD CONFIGURATION (in feed position)

PROFILE: A-025

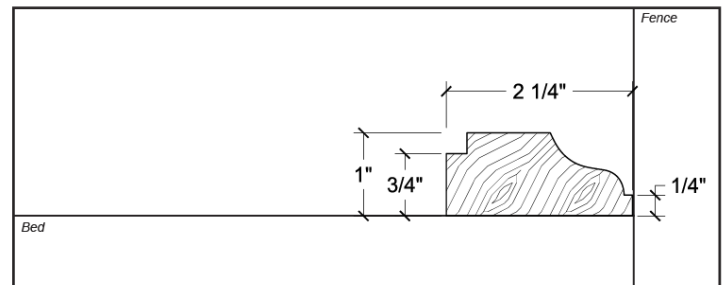
SMALL TRIM - 3/4" x 2 1/4"



HEAD CONFIGURATION (in feed position)

PROFILE: A-036

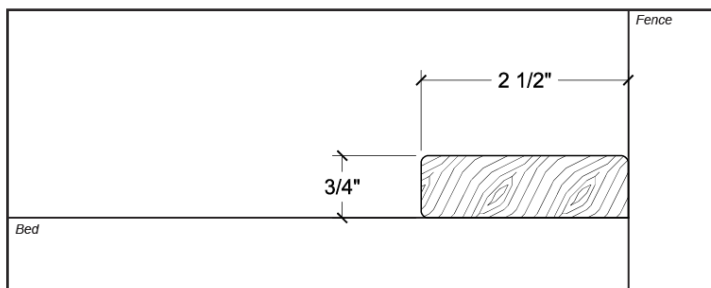
SMALL TRIM - 1" x 2 1/4"



HEAD CONFIGURATION (in feed position)

PROFILE: A-048A

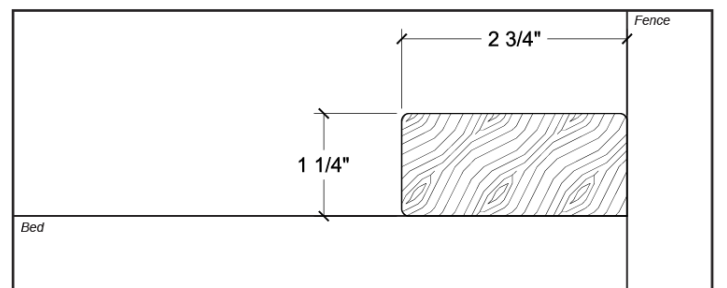
D4SEE - UP TO 8"



HEAD CONFIGURATION (in feed position)

PROFILE: A-048B

D4SEE - UP TO 8"



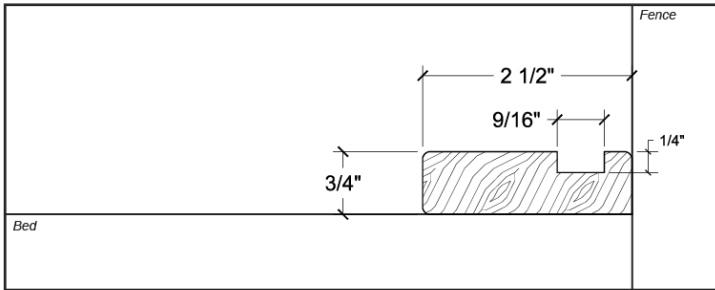
HEAD CONFIGURATION (in feed position)



MISCELLANEOUS TRIMS

PROFILE: A-049


DRAWER - 3/4" x 2 1/2"



HEAD CONFIGURATION (in feed position)

PROFILE: A-050A


1/4 COVE - 3/4" x 3/4"



HEAD CONFIGURATION (in feed position)

PROFILE: A-051

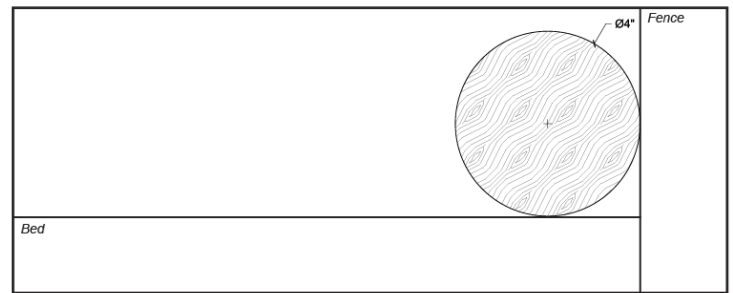
1/4 ROUND - 3/4" x 3/4"



HEAD CONFIGURATION (in feed position)

PROFILE: A-052

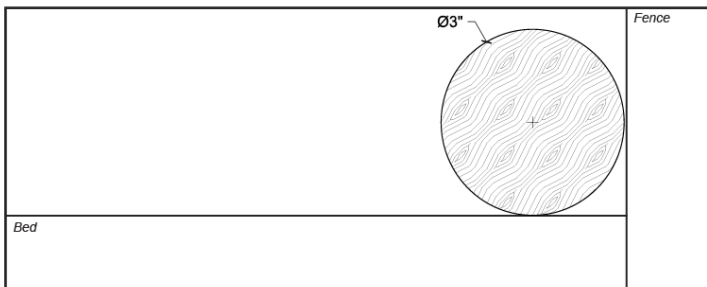
DOWEL - 4" x 4"



HEAD CONFIGURATION (in feed position)

PROFILE: A-055

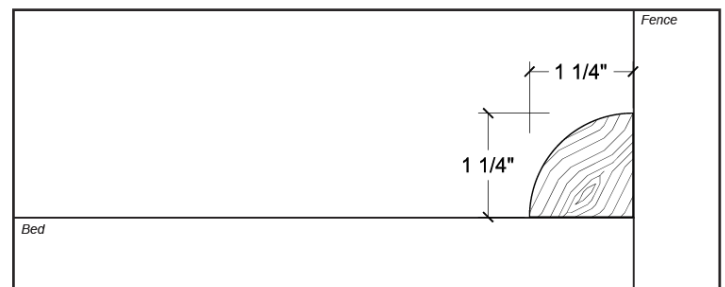
DOWEL - 3" x 3"



HEAD CONFIGURATION (in feed position)

PROFILE: A-059

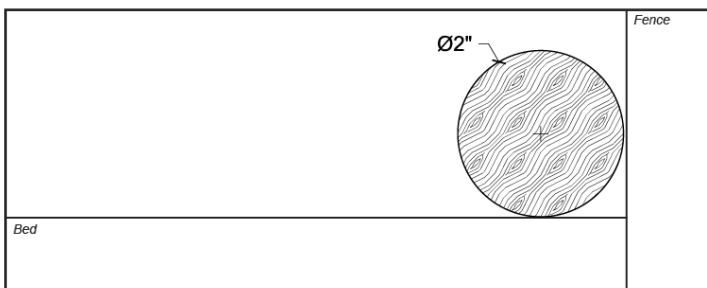
1/4 ROUND - 1 1/4" x 1 1/4"



HEAD CONFIGURATION (in feed position)

PROFILE: A-065

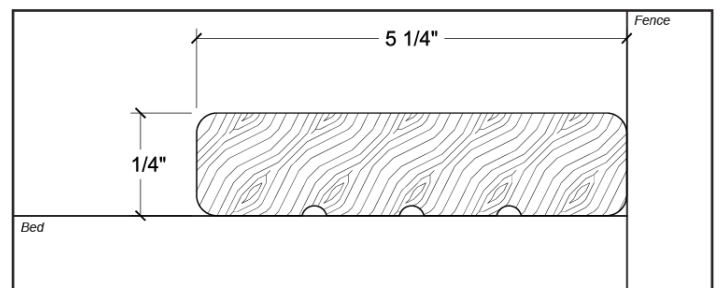
DOWEL - 2" x 2"



HEAD CONFIGURATION (in feed position)

PROFILE: A-066A

DECKING - UP TO 7"



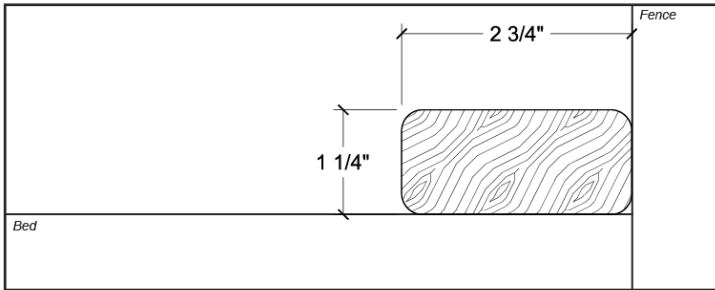
HEAD CONFIGURATION (in feed position)



MISCELLANEOUS TRIMS

PROFILE: A-066B

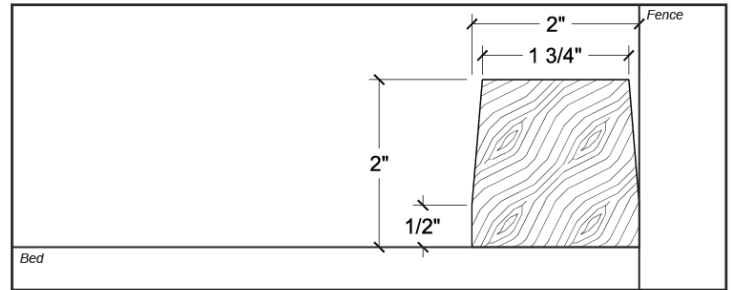
D4SEE - UP TO 8"



HEAD CONFIGURATION (in feed position)

PROFILE: A-073

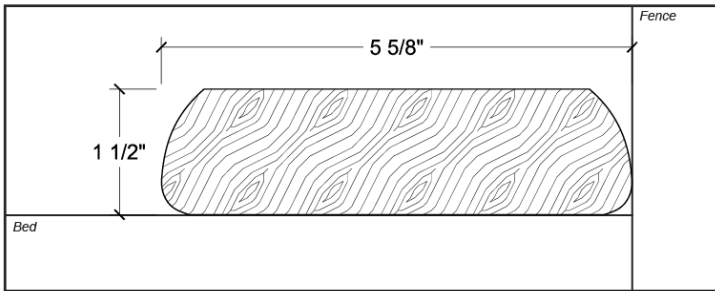
ANGLE - 2" x 2"



HEAD CONFIGURATION (in feed position)

PROFILE: A-078

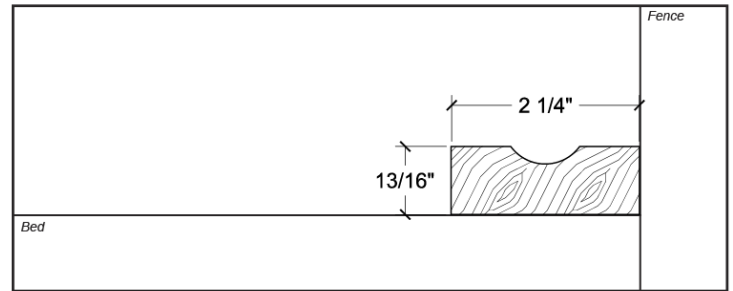
CAP - 1 1/2" x 5 5/8"



HEAD CONFIGURATION (in feed position)

PROFILE: A-096


SMALL TRIM - 3/4" x 2 1/4"



HEAD CONFIGURATION (in feed position)

PROFILE: A-097

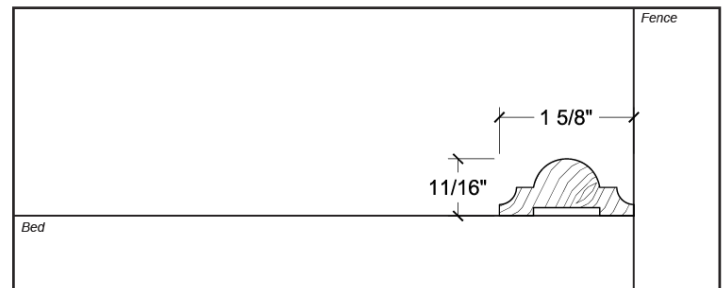
BEAD TRIM - 1/2" x 3/4"



HEAD CONFIGURATION (in feed position)

PROFILE: A-112

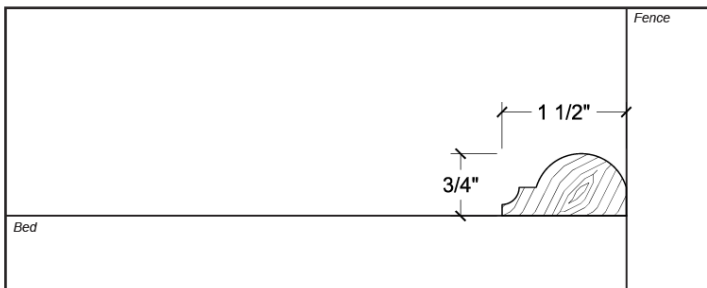
SMALL TRIM - 1 1/16" x 1 5/8"



HEAD CONFIGURATION (in feed position)

PROFILE: A-113

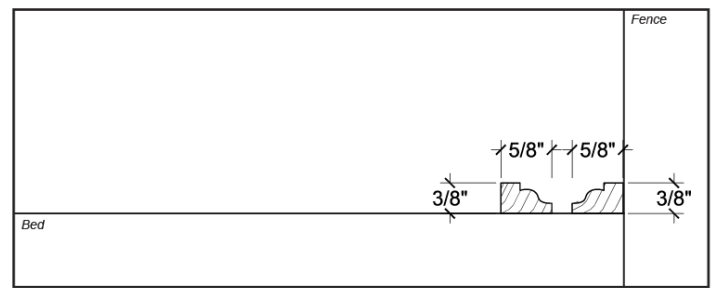
SMALL TRIM - 3/4" x 1 1/2"



HEAD CONFIGURATION (in feed position)

PROFILE: A-123

SMALL TRIM - 3/8" x 5/8"



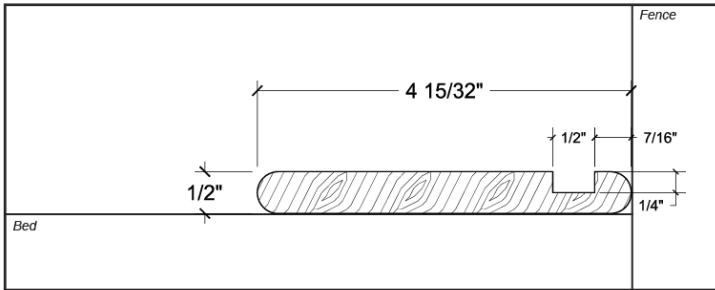
HEAD CONFIGURATION (in feed position)



MISCELLANEOUS TRIMS

PROFILE: A-125

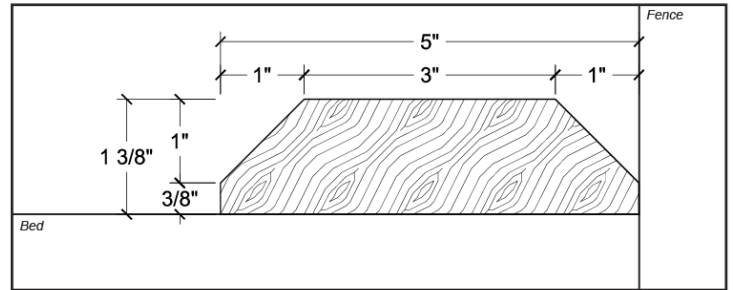
DRAWER - 1/2" x 4 1/2"



HEAD CONFIGURATION (in feed position)

PROFILE: A-128A

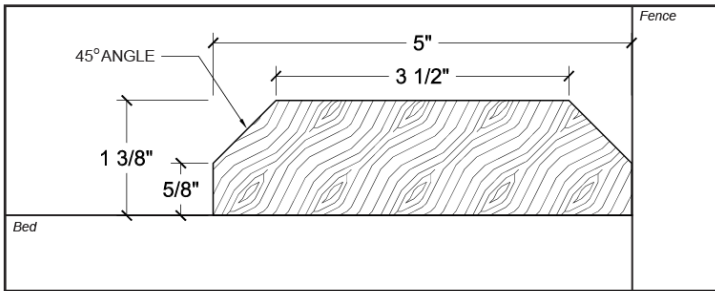
CAP 1 3/8" x 5"



HEAD CONFIGURATION (in feed position)

PROFILE: A-128B

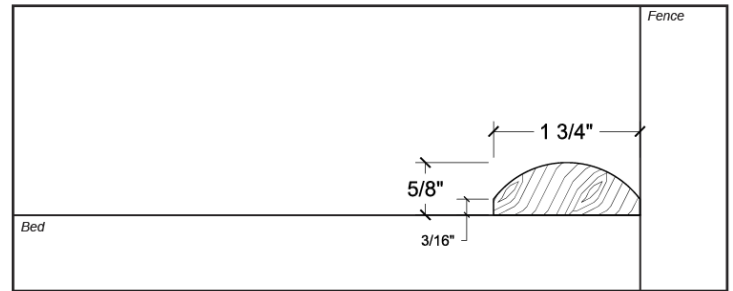
CAP - 1 3/8" x 5"



HEAD CONFIGURATION (in feed position)

PROFILE: A-131

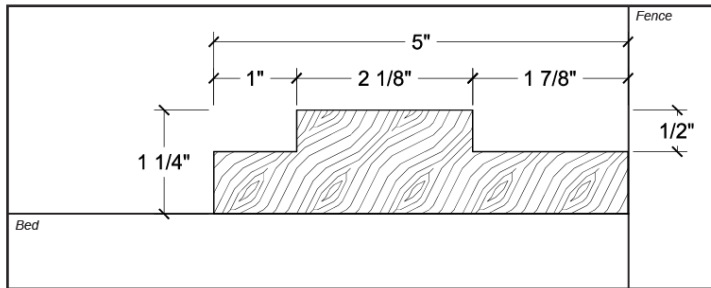
DADO - 1 1/4" x 8 1/4"



HEAD CONFIGURATION (in feed position)

PROFILE: A-135


SMALL TRIM - 5/8" x 1 3/4"



HEAD CONFIGURATION (in feed position)

PROFILE: A-141

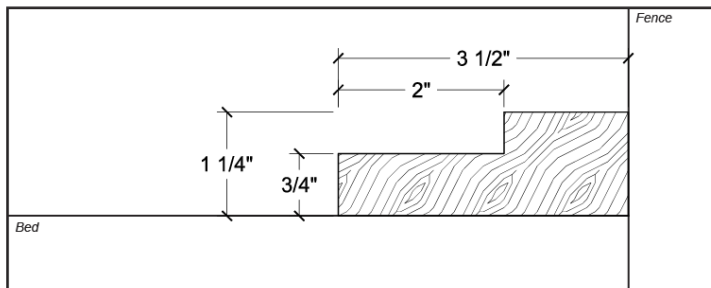
SMALL TRIM - 3/4" x 3/4"



HEAD CONFIGURATION (in feed position)

PROFILE: A-142

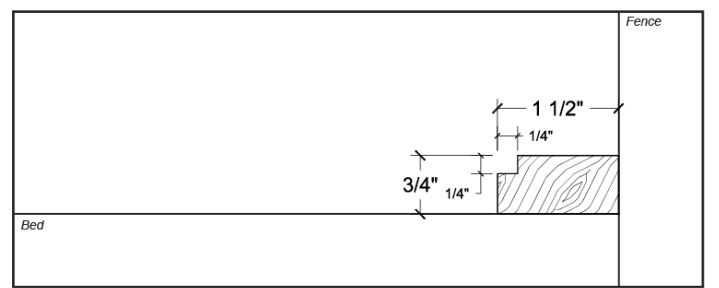
DADO - 1 1/4" x 3 1/2"



HEAD CONFIGURATION (in feed position)

PROFILE: A-145

DADO - 3/4" x 1 1/2"



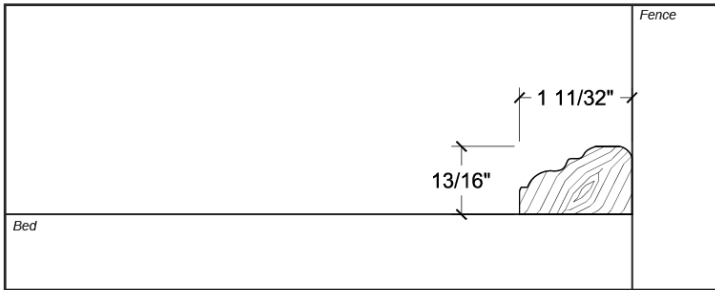
HEAD CONFIGURATION (in feed position)



MISCELLANEOUS TRIMS

PROFILE: A-146

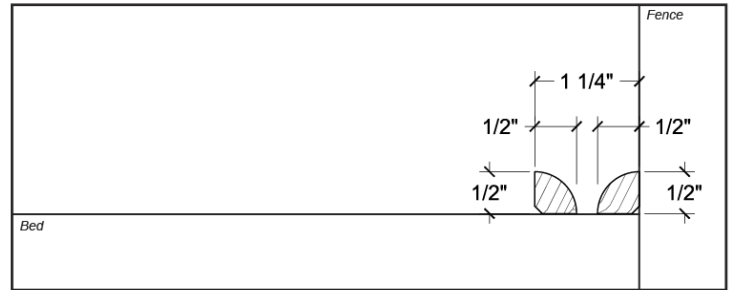
SMALL TRIM - 13/16" x 1 3/8"



HEAD CONFIGURATION (in feed position)

PROFILE: A-156B

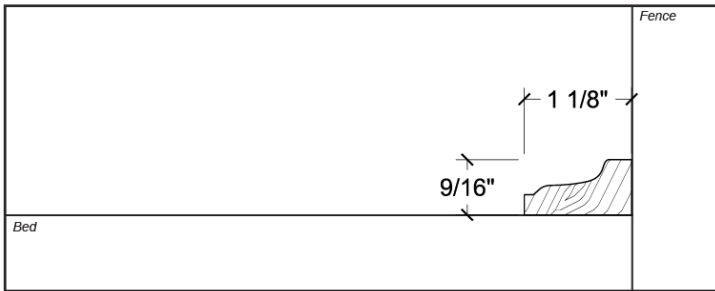
1/4 ROUND - 1/2" x 1/2"



HEAD CONFIGURATION (in feed position)

PROFILE: A-162

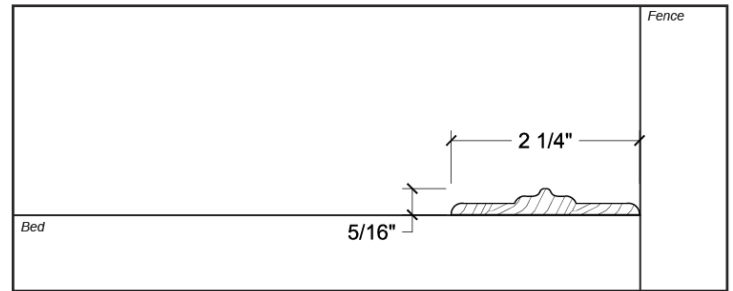
SMALL TRIM - 9/16" x 1 1/8"



HEAD CONFIGURATION (in feed position)

PROFILE: A-197

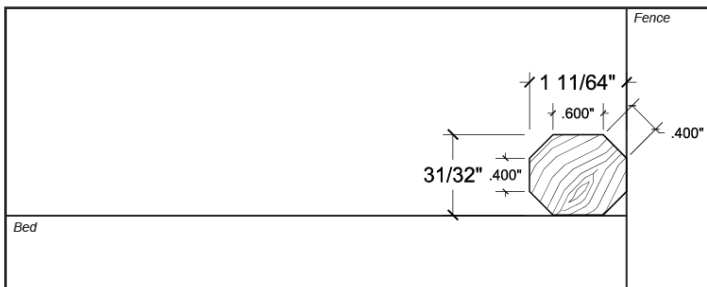
BEAD TRIM - 5/16" x 2 1/4"



HEAD CONFIGURATION (in feed position)

PROFILE: A-204

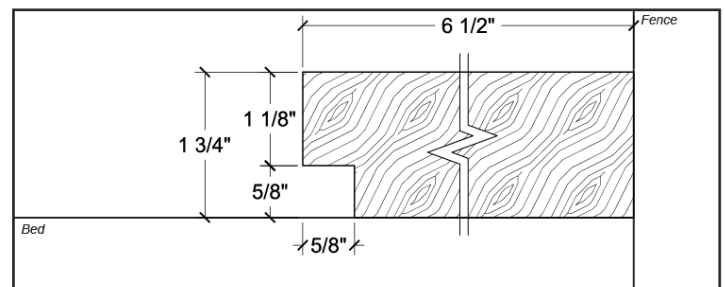
DOWEL - 15/16" x 1 1/8"



HEAD CONFIGURATION (in feed position)

PROFILE: A-208A

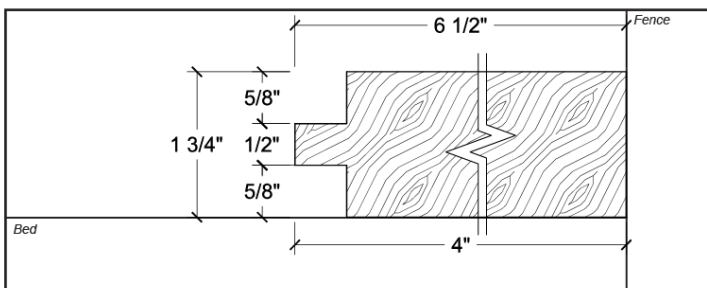
DADO - 1 3/4" x 6 1/2"



HEAD CONFIGURATION (in feed position)

PROFILE: A-208B

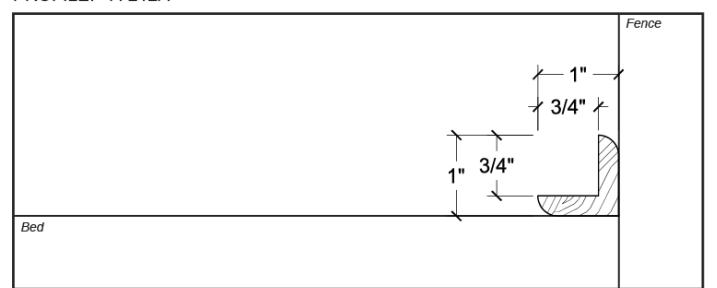
DADO - 1 3/4" x 6 1/2"



HEAD CONFIGURATION (in feed position)

PROFILE: A-212A

CORNER TRIM - 1" x 1"



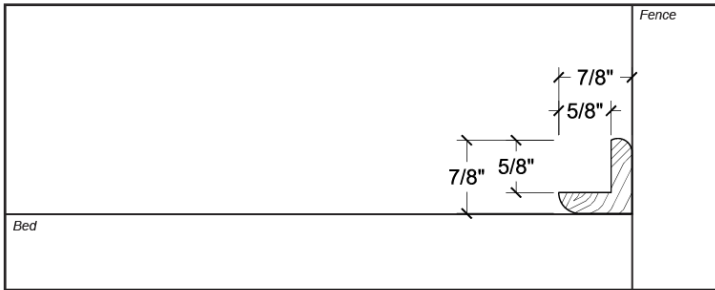
HEAD CONFIGURATION (in feed position)



MISCELLANEOUS TRIMS

PROFILE: A-212B

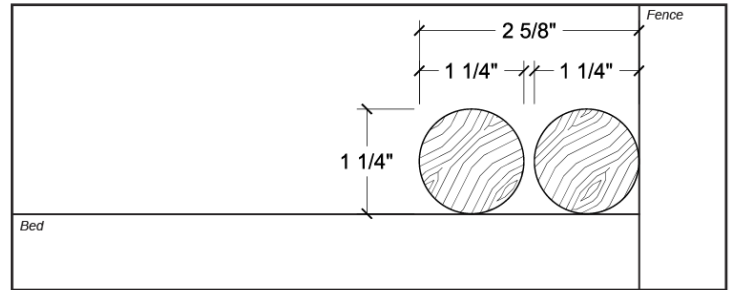
CORNER TRIM - 7/8" x 7/8"



HEAD CONFIGURATION (in feed position)

PROFILE: A-220

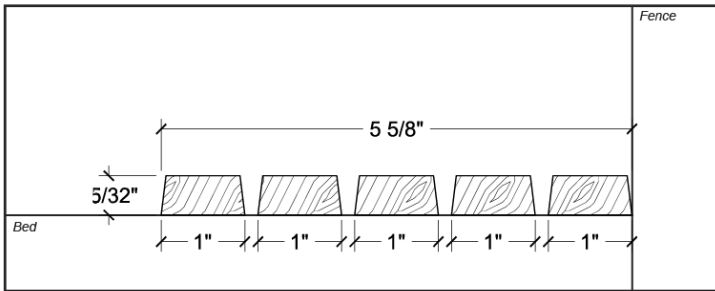
DOWEL - 1 1/4" x 1 1/4"



HEAD CONFIGURATION (in feed position)

PROFILE: A-221

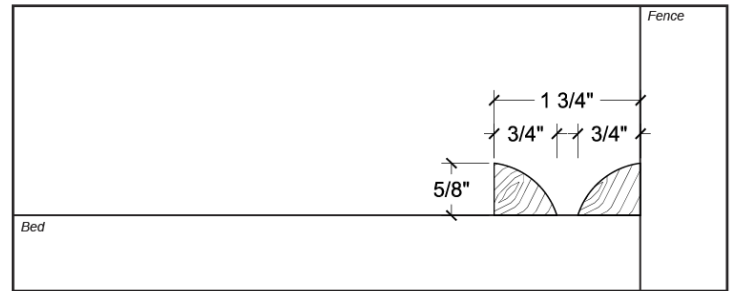
SMALL TRIM - 3 1/6" x 1"



HEAD CONFIGURATION (in feed position)

PROFILE: A-233

1/4 OVAL - 5/8" x 3/4"



HEAD CONFIGURATION (in feed position)

PROFILE: A-241

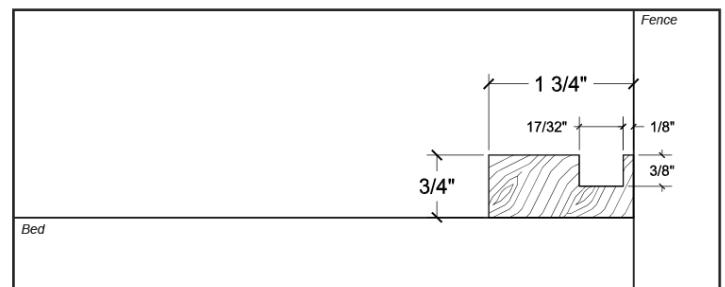
1/4 COVE - 9/16" x 9/16"



HEAD CONFIGURATION (in feed position)

PROFILE: A-243A

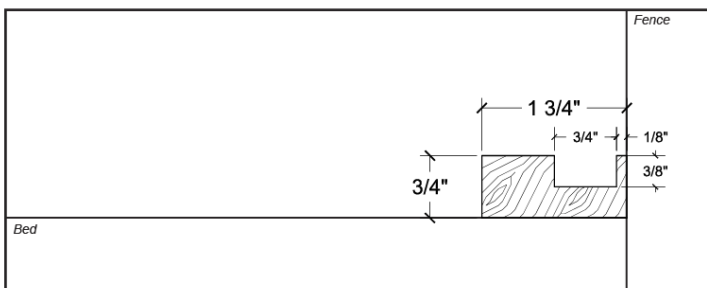
DADO - 3/4" x 1 3/4"



HEAD CONFIGURATION (in feed position)

PROFILE: A-243B

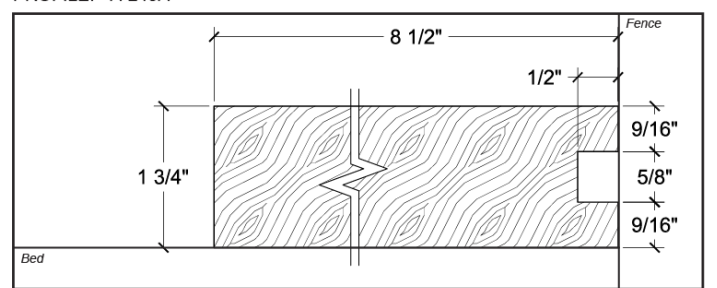
DADO - 3/4" x 1 3/4"



HEAD CONFIGURATION (in feed position)

PROFILE: A-245A

DADO - 1 3/4" x 8 3/4"



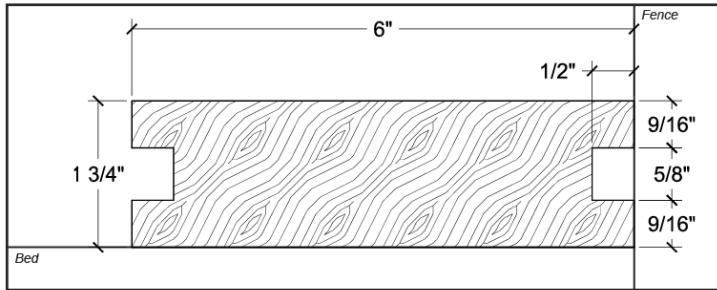
HEAD CONFIGURATION (in feed position)



MISCELLANEOUS TRIMS

PROFILE: A-245B

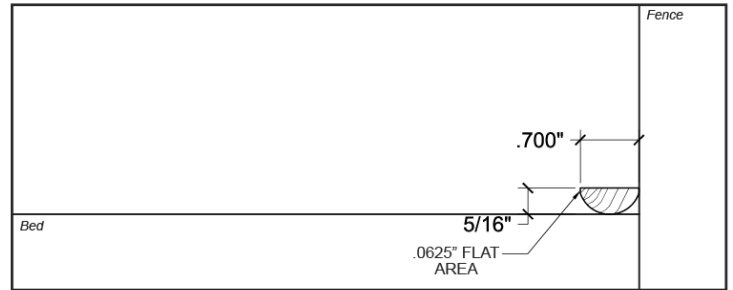
DADO - 1 3/4" x 6"



HEAD CONFIGURATION (in feed position)

PROFILE: A-249B

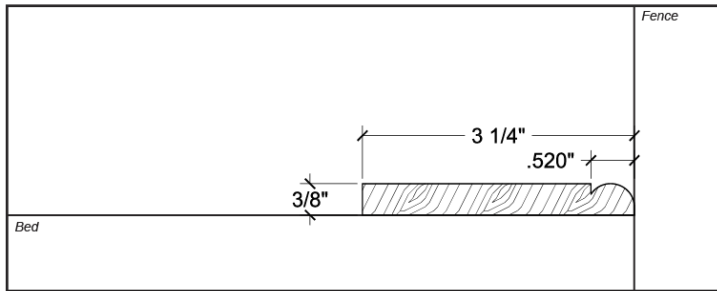
1/2 ROUND - 5/16" X 11/16"



HEAD CONFIGURATION (in feed position)

PROFILE: A-258


SMALL TRIM - 3/8" x 3 1/4"



HEAD CONFIGURATION (in feed position)

PROFILE: A-259

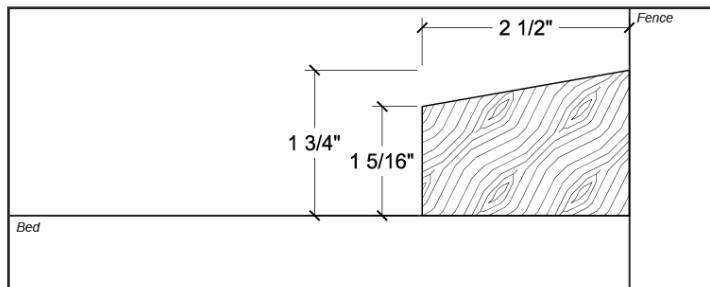
CORNER TRIM - 9/16" x 9/16"



HEAD CONFIGURATION (in feed position)

PROFILE: A-262

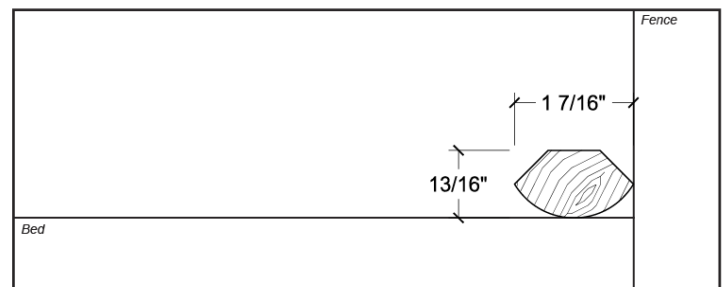
ANGLE - 1 3/4" x 2 1/2"



HEAD CONFIGURATION (in feed position)

PROFILE: A-265

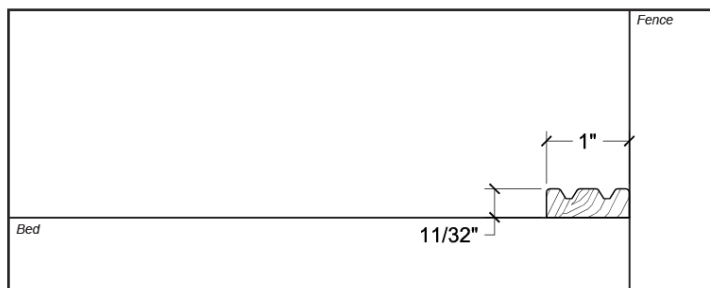
1/4 ROUND - 1" x 1"



HEAD CONFIGURATION (in feed position)

PROFILE: A-0268

SMALL TRIM - 3/8" x 1"



HEAD CONFIGURATION (in feed position)

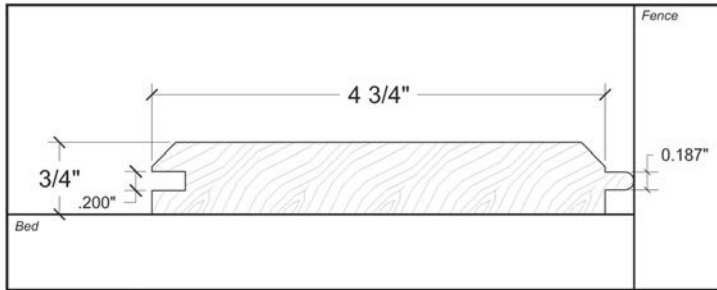


- CUSTOM PROFILES ARE NOT STOCKED AND REQUIRE UP TO 2 WEEKS TO MANUFACTURE
- VARIANCES IN SHADE AND GRAIN ARE PART OF THE BEAUTY OF GENUINE WOOD AND ARE TO BE EXPECTED IN A NATURAL SUBSTANCE

TONGUE & GROOVE

PROFILE: A-009

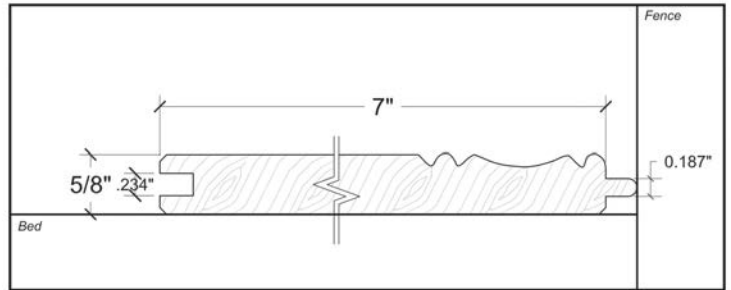
WALLBOARD - UP TO 8"



HEAD CONFIGURATION (in feed position)

PROFILE: A-013

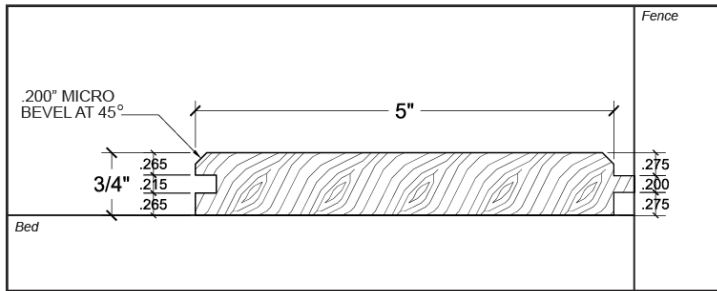
WALLBOARD - UP TO 8"



HEAD CONFIGURATION (in feed position)

PROFILE: A-038

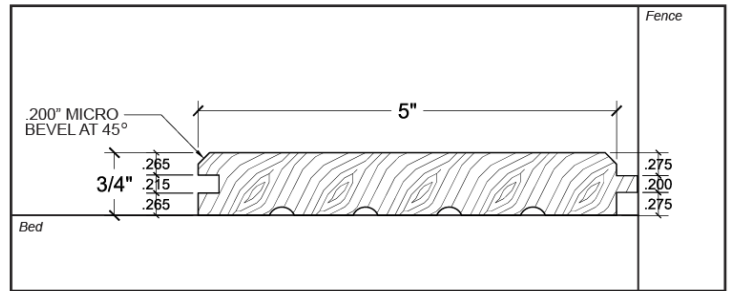
WALLBOARD - UP TO 8"



HEAD CONFIGURATION (in feed position)

PROFILE: A-039

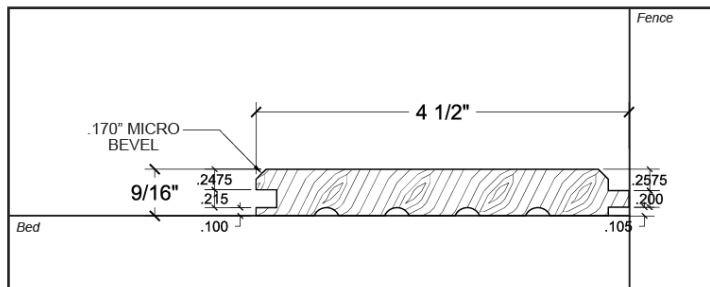
FLOORING - UP TO 8"



HEAD CONFIGURATION (in feed position)

PROFILE: A-040A

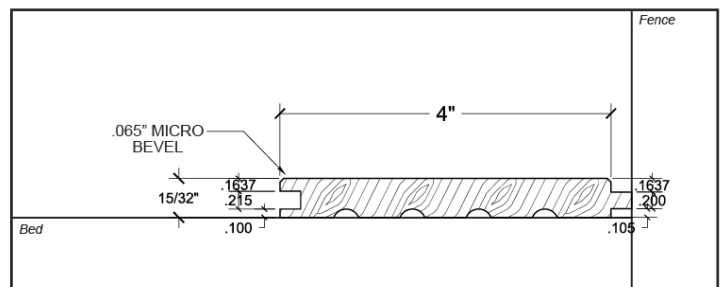
WALLBOARD - UP TO 6"



HEAD CONFIGURATION (in feed position)

PROFILE: A-040B

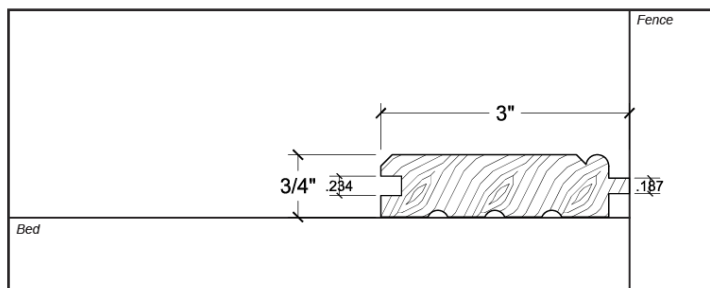
WALLBOARD - UP TO 6"



HEAD CONFIGURATION (in feed position)

PROFILE: A-058

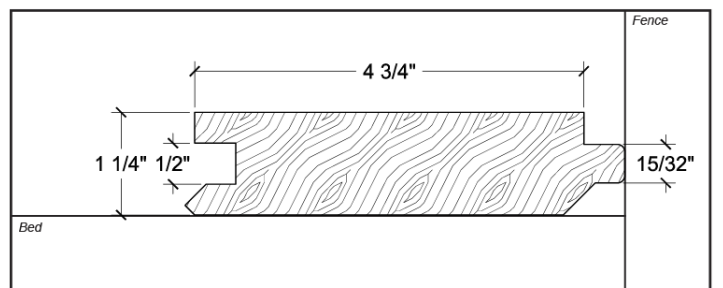
WALLBOARD - UP TO 6"



HEAD CONFIGURATION (in feed position)

PROFILE: A-060

LOFT FLOORING - UP TO 7"



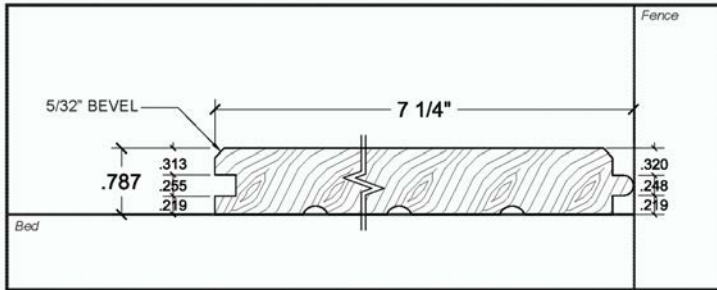
HEAD CONFIGURATION (in feed position)



TONGUE & GROOVE

PROFILE: A-063B

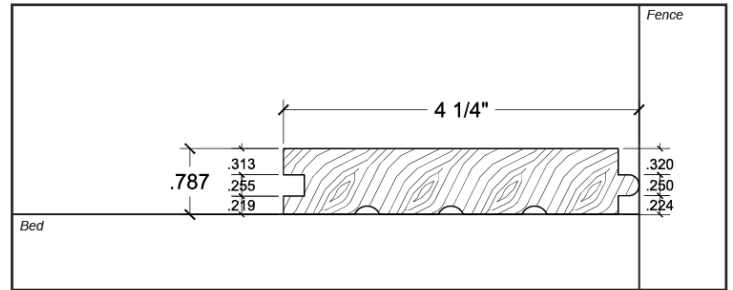
WALLBOARD - UP TO 8"



HEAD CONFIGURATION (in feed position)

PROFILE: A-064

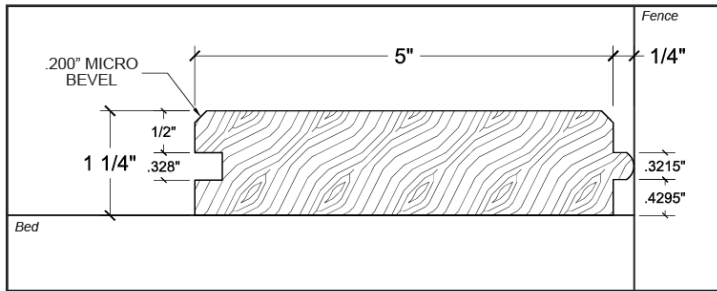
FLOORING - UP TO 8"



HEAD CONFIGURATION (in feed position)

PROFILE: A-069B

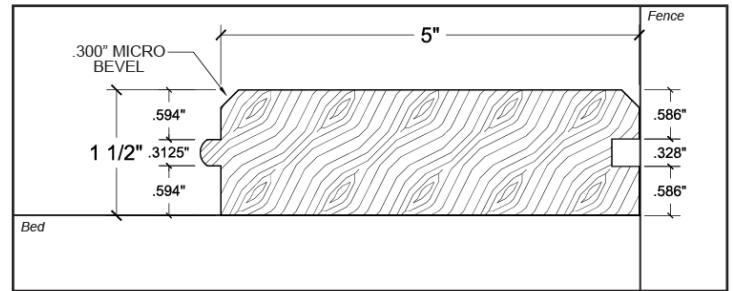
LOFT FLOORING - UP TO 7"



HEAD CONFIGURATION (in feed position)

PROFILE: A-069C

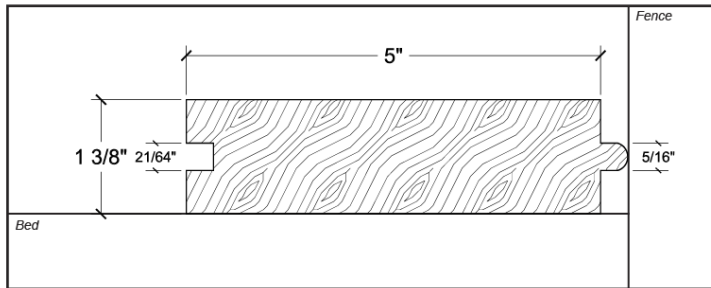
LOFT FLOORING - UP TO 7"



HEAD CONFIGURATION (in feed position)

PROFILE: A-070

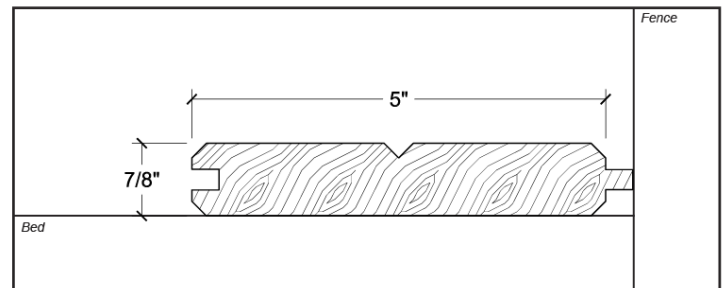
FLOORING - UP TO 8"



HEAD CONFIGURATION (in feed position)

PROFILE: A-080A

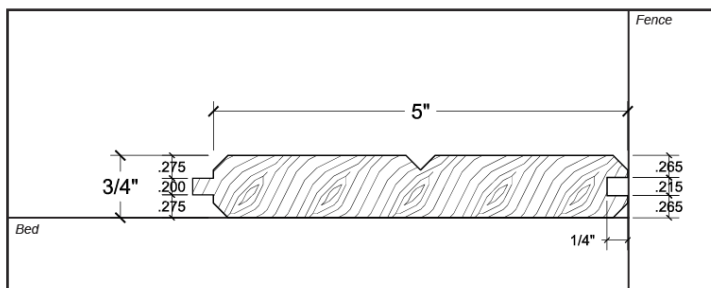
WALLBOARD - UP TO 8"



HEAD CONFIGURATION (in feed position)

PROFILE: A-080B

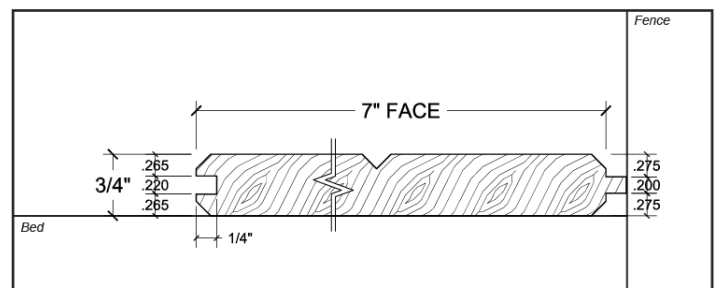
WALLBOARD - UP TO 8"



HEAD CONFIGURATION (in feed position)

PROFILE: A-080C

WALLBOARD - UP TO 8"



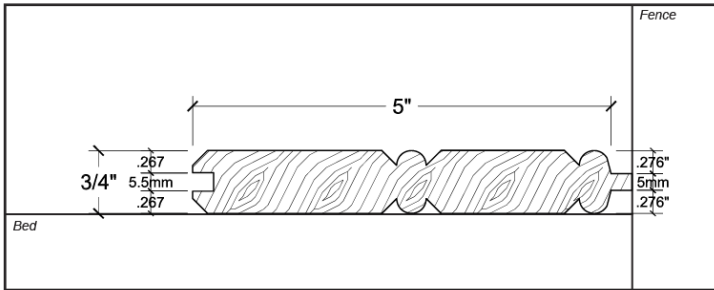
HEAD CONFIGURATION (in feed position)



TONGUE & GROOVE

PROFILE: A-091

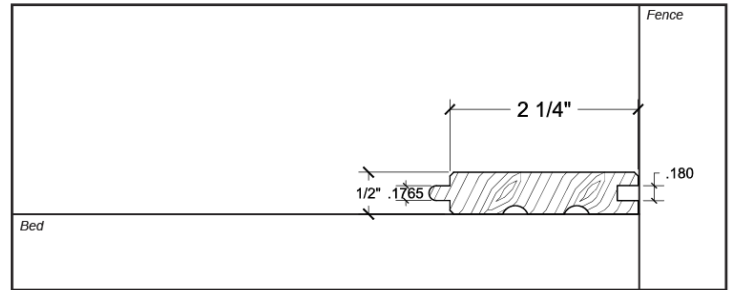
WALLBOARD - UP TO 8"



HEAD CONFIGURATION (in feed position)

PROFILE: A-103

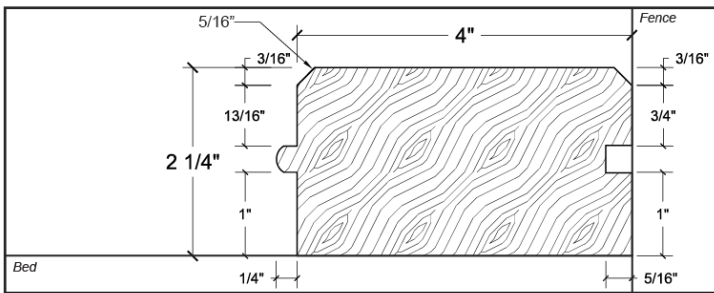
WALLBOARD - UP TO 5"



HEAD CONFIGURATION (in feed position)

PROFILE: A-138

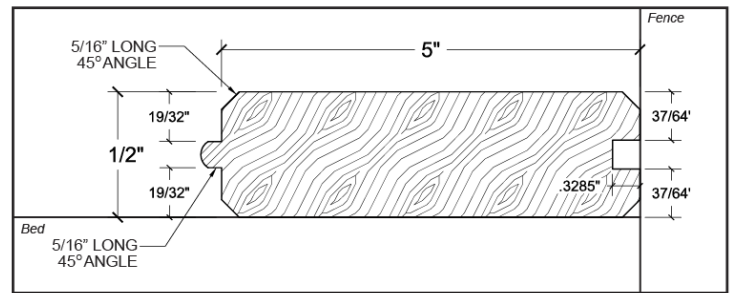
LOFT FLOORING - UP TO 7"



HEAD CONFIGURATION (in feed position)

PROFILE: A-147

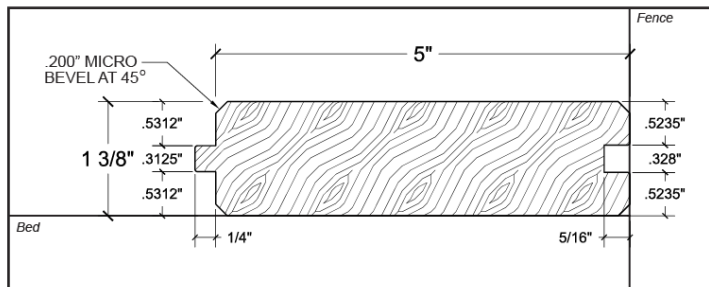
LOFT FLOORING - UP TO 7"



HEAD CONFIGURATION (in feed position)

PROFILE: A-192

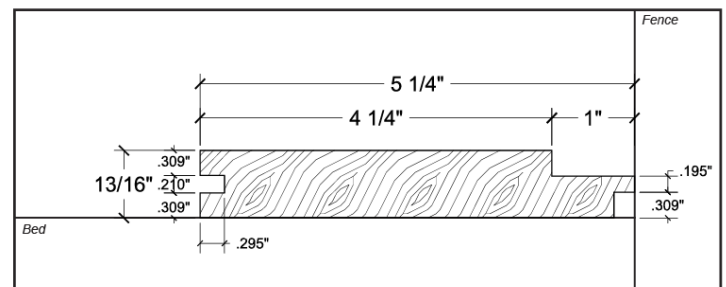
LOFT FLOORING - UP TO 7"



HEAD CONFIGURATION (in feed position)

PROFILE: A-196

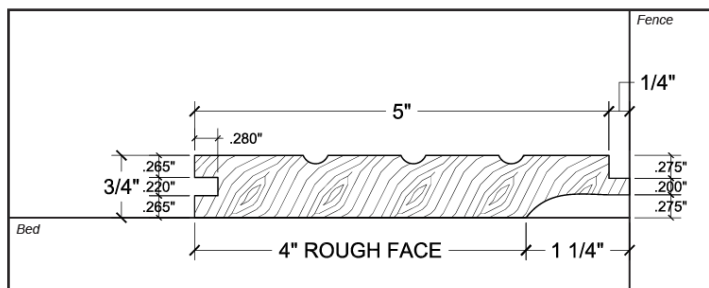
WALLBOARD - UP TO 7"



HEAD CONFIGURATION (in feed position)

PROFILE: A-198

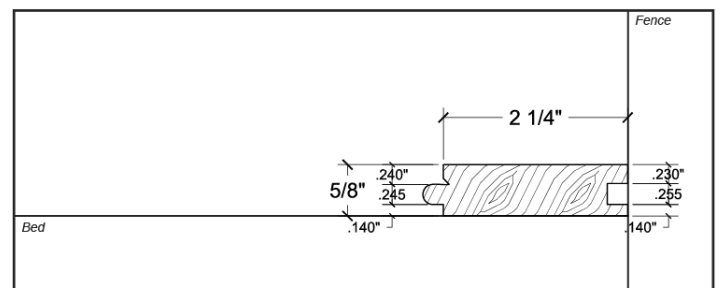
WALLBOARD - UP TO 8"



HEAD CONFIGURATION (in feed position)

PROFILE: A-211A

FLOORING - UP TO 5"



HEAD CONFIGURATION (in feed position)

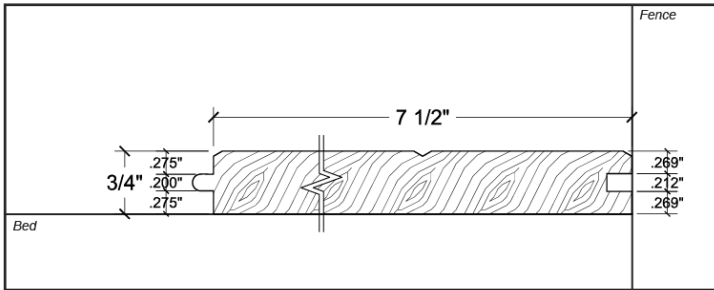


**Townsend
Lumber Inc.**
Since 1959

TONGUE & GROOVE

PROFILE: A-240

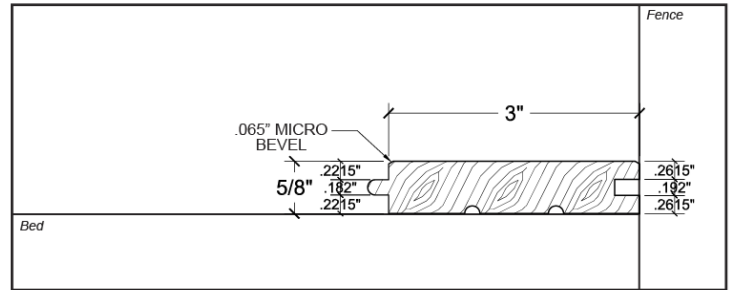
WALLBOARD - UP TO 8"



HEAD CONFIGURATION (in feed position)

PROFILE: A-242

FLOORING - UP TO 5"



HEAD CONFIGURATION (in feed position)

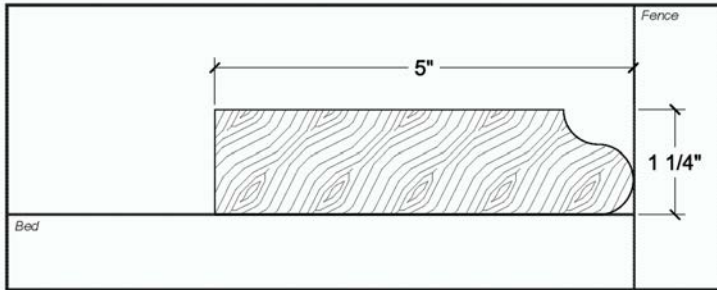


- CUSTOM PROFILES ARE NOT STOCKED AND REQUIRE UP TO 2 WEEKS TO MANUFACTURE
- VARIANCES IN SHADE AND GRAIN ARE PART OF THE BEAUTY OF GENUINE WOOD AND ARE TO BE EXPECTED IN A NATURAL SUBSTANCE

WINDOW TRIMS

PROFILE: A-057A

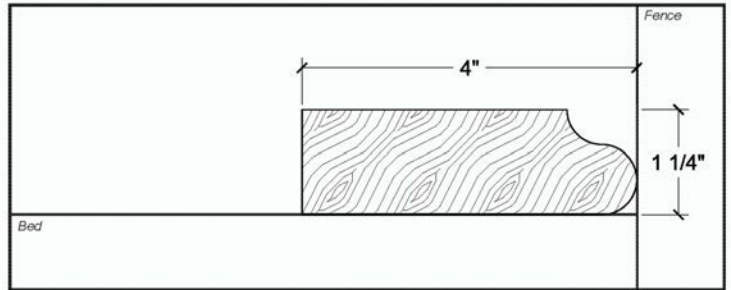
SILL - UP TO 8"



HEAD CONFIGURATION (in feed position)

PROFILE: A-057B

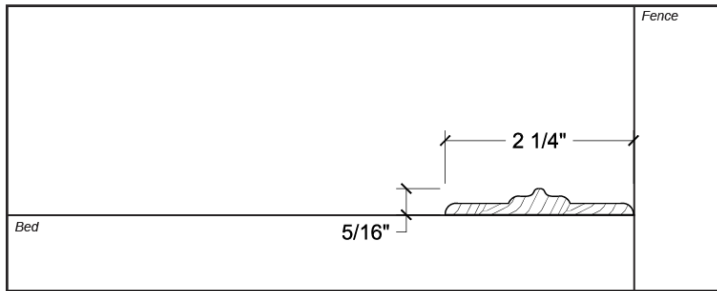
SILL - UP TO 8"



HEAD CONFIGURATION (in feed position)

PROFILE: A-197

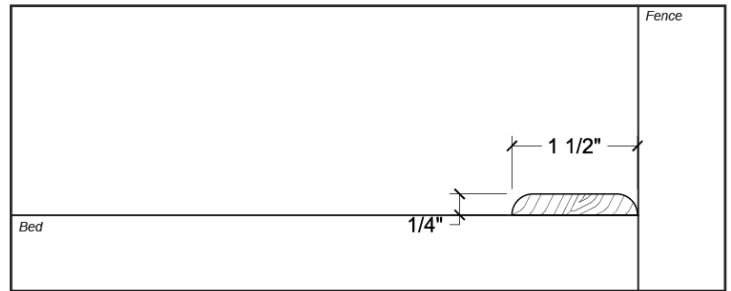
TRIM - 5/16" x 2 1/4"



HEAD CONFIGURATION (in feed position)

PROFILE: A-219

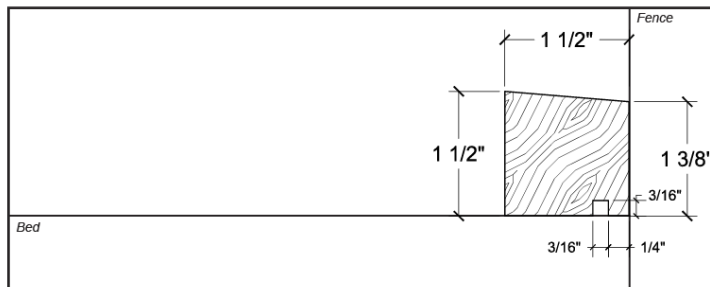
TRIM - 1/4" x 1 1/2"



HEAD CONFIGURATION (in feed position)

PROFILE: A-229

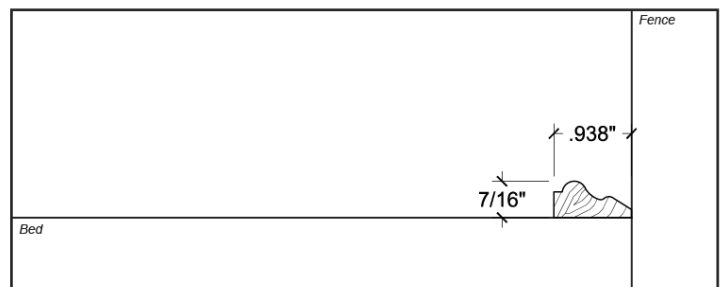
MOULDING - 1 1/2" x 1 1/2"



HEAD CONFIGURATION (in feed position)

PROFILE: A-257

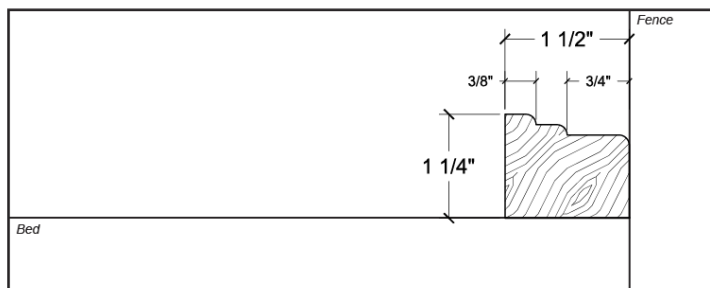
TRIM - 7/16" x 15/16"



HEAD CONFIGURATION (in feed position)

PROFILE: A-266

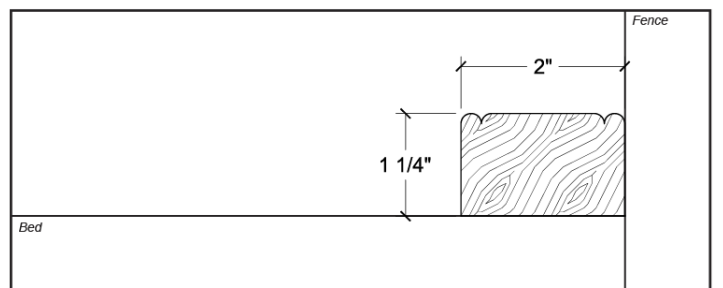
MOULDING - 1 1/4" x 1 1/2"



HEAD CONFIGURATION (in feed position)

PROFILE: A-267

MOULDING - 1/4" x 2"



HEAD CONFIGURATION (in feed position)



**Townsend
Lumber Inc.**

 Since 1959

1300 Jackson Sideroad
Tillsonburg ON, N4G 4G7
519.842.7870

info@townsendlumber.com

www.townsendlumber.com/retail-lumber